

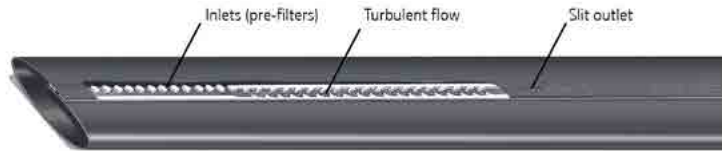
*Welcome to our Annual Catalog*

# RAIN-FLO IRRIGATION



**(717) 445-3000**

**~ 2025 ~**



# ***The World's Leading Drip Tape***



**T-Tape, Page 11**

---

---

## ***Upgrade To The 70 Series, Experience The Difference!***



**Model 2570, Page 45**

To Our Customers;

Rain-Flo is a manufacturer of vegetable growing equipment and carries a full line of pumps and irrigation supplies (specializing mostly in drip irrigation). With over 40 years of experience in drip, we now have working systems through out North America.

Rain-Flo designed this catalog with our customers in mind; field layouts, charts, performance curves, and specifications, etc. We also provide free technical information over the phone and enjoy helping our customers grow lush, healthy crops while conserving water.

Rain-Flo is constantly updating and modifying their equipment. We enjoy engineering and listening to our customers comments. We again look forward to a successful year in serving our customers.

If you are receiving duplicate copies or if our catalog is no longer of interest to you, please contact us and let us know. If your address has changed or will change in the coming year, please give us the correct address. This will save us time and cost.

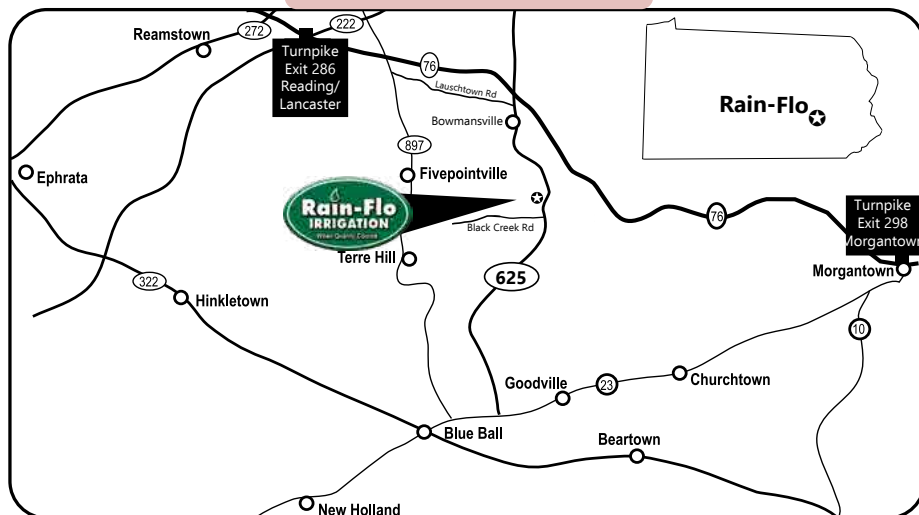
Thank you!



## SALES TERMS

- All major credit cards accepted; check in advance, wire transfer or ACH.
- To keep prices low and competitive we do not accept Charge Accounts or COD.
- Returns for credit must include Invoice, be in like new condition, within 30 Days of purchase & will have a 10% restock charge.
- Claims for shortages or damaged items **MUST** be made within 5 Days from receipt of shipment & include Proof of Delivery w/ signature indicating shortages & damages or request cannot be honored.
- Custom, special order & non-stock items; including welded fittings, are **Non-Returnable** unless prior authorization is given.
- **All Prices Subject to Change Without Notice.**
- Repaired equipment or pumps need to be picked up within 30 days or a storage charge may apply.
- Credit card payments for amounts over \$3,000.00 are subject to a 3% processing fee.
- ONLY Wire Transfer Accepted on ALL International orders; **\$1,000.00 Minimum Order.**

## MAP & LOCATION



## CREDIT CARDS ACCEPTED



FINANCING AVAILABLE BY  
**FARM CREDIT  
EXPRESS**



## BUSINESS HOURS

Monday - Friday

7:00 AM - 5:00 PM

Saturday & Sunday

Closed

# TABLE OF CONTENTS

Greenhouse Plastic

Row Cover

Plastic Mulch

Drip Tape

Hose / Pipe

Pipe Fittings

Irrigation Supplies

Greenhouse Irr.

Equip. Prices

Sprinklers

Pumps

Water Reels

Alum. Pipe Fittings

Drip Info

Air Vents.....	24	Garden Hose Timer.....	56	Quick Couplers, Knob.....	78
Anchor, Bags.....	7	Garden Hoses.....	26	Quick Couplers, Ring-Lock.....	79
Anchor, Pegs.....	7	<b>Garden Irrigation Kits.....</b>	<b>13</b>	<b>Reels, Hard Hose.....</b>	<b>75-77</b>
Anchor, Pins.....	7	Gaskets, Aluminum Pipe.....	82	Repair Coupling, PVC.....	21
Basket Carrier.....	34	Gauges, Liquid.....	27	Riser, Sprinkler.....	80
<b>Baskets.....</b>	<b>34</b>	<b>Gauges, Pressure.....</b>	<b>27</b>	<b>Row Cover.....</b>	<b>6</b>
<b>Big Gun Sprinklers.....</b>	<b>62-64</b>	Gauges, Safety.....	65	Safety Panels.....	65
Cable Ties.....	7	Gauges, Snap-On.....	12	Soil Moisture Testers.....	34
Camlocks.....	23	Gauges, with Stake.....	12	Sprinklers, Greenhouse.....	37-38
Clamps, 2-Bolt.....	23	Glue, PVC.....	27	<b>Sprinklers, Gun.....</b>	<b>62-64</b>
Clamps, Band.....	23	Goof Plugs.....	12,14,35	<b>Sprinklers, Lawn.....</b>	<b>58-61</b>
<b>Clamps, Hose.....</b>	<b>23</b>	<b>Greenhouse Plastic.....</b>	<b>5</b>	Sprinklers, Small.....	39,40,58-60
Clamps, Spiral.....	17	<b>Ground Cover.....</b>	<b>7</b>	Sprinkler Stands.....	26,61
Clamps, Victaulic Grooved.....	22	Ground Cover Staples.....	7	Stake, Dripper.....	35
Containers.....	34	<b>Hole Punches.....</b>	<b>12,35</b>	Stake, Spray.....	35
Controllers.....	56-57	Hose Mistake Plugs.....	12,14,35	Strainers, Suction.....	17
<b>Crop Cover.....</b>	<b>6</b>	Hose, Angus.....	16	Suction Couplers.....	81
<b>Drip Tape.....</b>	<b>10-11</b>	Hose, Braided.....	14	System Layouts & Charts.....	25,83-85
Drip Tape, Subsurface.....	41	Hose, Clear.....	14	Tank Adapter.....	22
<b>Drip Tape Fittings.....</b>	<b>12,42</b>	Hose, Mill Hose.....	16	Teflon Tape.....	27
Dripper Assemblies.....	35 & 36	Hose, Oroflex.....	67	Tomato Growing Supplies.....	33
Drippers, Super.....	35	<b>Hose, Oval.....</b>	<b>14</b>	<b>Tomato Stakes.....</b>	<b>33</b>
Drippers, Woodpecker.....	36	Hose, Suction.....	17	Tomato Twine.....	33
<b>Equip. Brochure.....</b>	<b>43-52,87</b>	Hydrants.....	26	Torque Arrestors.....	67
<b>Equipment Prices.....</b>	<b>53-55</b>	Insect Net.....	6	Troubleshooting, Hose.....	85
<b>Fertilizer Injectors.....</b>	<b>31-32</b>	<b>Layflat.....</b>	<b>16</b>	Tubing, Dripper.....	35
Field Layouts.....	85	Misters.....	37	Tubing, FlexNet.....	14
Field Marker Flags.....	33	Nipples, Grooved.....	22	Tubing, Hydro-PC.....	15
Filter Gravel.....	29	Nipple, Threaded Sch 80.....	21	Tubing, Orchard.....	14
Filter Sand.....	29	Nipple, Half.....	21	<b>Valve, Ball.....</b>	<b>24</b>
Filters, Sand (Automatic).....	30	<b>Order Forms.....</b>	<b>86</b>	Valve, Boiler Drain.....	24
Filters, Sand.....	29-30	Pipe, Aluminum.....	80	Valve Boxes.....	17
Filters, Screen & Disk.....	28-30	Pipe, PVC.....	80	Valve, Butterfly.....	24
Filters, Screen & Disk Parts.....	28	Pitless Adapter.....	67	Valve, Check.....	24
Fittings, Aluminum.....	78-81	Planter, Bulb.....	33	Valve, Electric.....	56
Fittings, Compression.....	15	Planter, Hand Bean.....	33	Valve, Foot.....	17,24
Fittings, Drip-In.....	14	<b>Plastic Mulch.....</b>	<b>8-9</b>	<b>Valve, Gate.....</b>	<b>24</b>
Fittings, Galvanized Steel.....	19	Poly Patch Tape.....	5	Valve, Hose Bib.....	24
Fittings, Garden Hose.....	26	Pot Drippers.....	35,36	Valve, Pressure Relief.....	24
Fittings, Insert.....	18	<b>Pressure Regulators.....</b>	<b>27</b>	Valve, Priming Check.....	81
Fittings, Poly.....	22	Pressure Tanks.....	67	Valve, Riser.....	80
Fittings, Power-Loc.....	15	Priming Pumps.....	65	Valve, Union Ball.....	24
<b>Fittings, PVC Sch. 40.....</b>	<b>20-21</b>	Priming, Diaphragms.....	65	Victaulic.....	22
Fittings, Sch. 80.....	22	<b>Pumps, Diesel.....</b>	<b>70,73</b>	Vine Clips.....	33
Fittings, Solid Zinc.....	19	Pumps, Electric.....	68	Weld-On Accessories.....	81
Fittings, Subsurface.....	42	<b>Pumps, Engine.....</b>	<b>69-72</b>	Wire Hoops.....	7
Fittings, Smart-Loc.....	15	Pumps, PTO.....	74	Wobblers.....	40
Fittings, Underground Pipe.....	80	Pumps, Submersible.....	66	<b>Zoning Manifolds.....</b>	<b>25</b>
Fittings, Weld-On.....	81	Pumps, Submersible Accessories.....	67		
Flanges & Flange Gaskets.....	21,81	Punch Tools.....	12,36		
<b>Flatube.....</b>	<b>14</b>	Quick Coupler Gaskets.....	23		
Flower Irrigation Kits.....	13	<b>Quick Couplers.....</b>	<b>23</b>		
Flow Meter.....	25	Quick Couplers, Bauer Ball.....	78		
Garden Hose Nozzles.....	26	Quick Couplers, Hook Style.....	79		

**Note:** Closed all Religious Holidays; including Good Friday; April 18 & Ascension Day; May 29.

## (717) 445-3000

Service You Can Count On

Large Inventory For Immediate Delivery. Most In Stock Orders  
Placed Before 3:30 PM EST Shipped The Same Day

Discounts On Quantity Orders

Large Orders Shipped Motor Freight; Daily UPS Shipping

4



# GREENHOUSE PLASTIC



## TUFFLITE IV

A **4 Year, 6 Mil** clear greenhouse plastic; Tufflite IV offers high-clarity to allow the most light through & UV protection. It's a tri-layered product with an anti-dust additive. **Manufactured by Berry Plastics.**

PART#	SIZE	WT.	PRICE
1010	10' x 100'	36.....UPS	\$ 88.00
1410	14' x 100'	48.....UPS	\$ 122.00
2010	20' x 100'	66.....UPS	\$ 175.00
2410	24' x 100'	78.....UPS	\$ 210.00
2810	28' x 100'	91.....Truck Freight	\$ 242.00
2815	28' x 150'	135.....Truck Freight	\$ 365.00
3210	32' x 100'	105.....Truck Freight	\$ 275.00
3215	32' x 150'	154.....Truck Freight	\$ 415.00
3610	36' x 100'	118.....Truck Freight	\$ 310.00
3615	36' x 150'	171.....Truck Freight	\$ 470.00
4010	40' x 100'	130.....Truck Freight	\$ 348.00
4015	40' x 150'	190.....Truck Freight	\$ 520.00
4210	42' x 100'	135.....Truck Freight	\$ 365.00
4215	42' x 150'	197.....Truck Freight	\$ 548.00
4810	48' x 100'	157.....Truck Freight	\$ 418.00
4815	48' x 150'	230.....Truck Freight	\$ 625.00
5010	50' x 100'	168.....Truck Freight	\$ 438.00
5015	50' x 150'	245.....Truck Freight	\$ 652.00

## TUFFLITE TES IR

A **4 Year, 6 Mil** greenhouse plastic that is Drip-Less & energy saving. It also contains an additive that's light diffusing & helps retain infrared rays which aids in nighttime heat retention. Normally used as the bottom layer in double layer installations.

**Install with print turned down!**

PART#	SIZE	WT.	PRICE
I2410	24' x 100'	78.....Truck Freight	\$ 220.00
I2810	28' x 100'	91.....Truck Freight	\$ 255.00
I3210	32' x 100'	105.....Truck Freight	\$ 295.00
I3215	32' x 150'	154.....Truck Freight	\$ 440.00
I3610	36' x 100'	118.....Truck Freight	\$ 330.00
I3615	36' x 150'	171.....Truck Freight	\$ 495.00
I4010	40' x 100'	130.....Truck Freight	\$ 368.00
I4015	40' x 150'	190.....Truck Freight	\$ 550.00
I4210	42' x 100'	135.....Truck Freight	\$ 390.00
I4215	42' x 150'	197.....Truck Freight	\$ 578.00
I4810	48' x 100'	157.....Truck Freight	\$ 442.00
I4815	48' x 150'	230.....Truck Freight	\$ 665.00
I5010	50' x 100'	168.....Truck Freight	\$ 460.00
I5015	50' x 150'	245.....Truck Freight	\$ 688.00

## NURSERY CLEAR

**4 Mil, 1 Year Estimated Life**

PART#	SIZE	WT.	PRICE
NC2410	24' x 100'	55.....Truck Freight	\$ 108.00
NC2415	24' x 150'	80.....Truck Freight	\$ 160.00
NC2810	28' x 100'	66.....Truck Freight	\$ 125.00
NC3210	32' x 100'	75.....Truck Freight	\$ 142.00
NC3215	32' x 150'	109.....Truck Freight	\$ 212.00
NC4010	40' x 100'	94.....Truck Freight	\$ 175.00
NC4015	40' x 150'	132.....Truck Freight	\$ 270.00

## POLY PATCH TAPE

A rugged, clear patching tape for mending greenhouse poly rips and tears.

PART#	SIZE	PRICE
PATCH2	2" x 48'	\$ 9.00
PATCH4	4" x 48'	\$ 17.50



# COVERTAN CROP COVER

## First Class Crop Cover

A field-tested product with excellent performance and customer satisfaction. COVERTAN has a full quality guarantee; this company covers approximately 10,000 acres per year! The 31', 36', 42', and 50' .56 oz. crop cover has reinforced edges.

Covertan protects against cold temperature, frost, wind, insects and birds including whitefly. Ideal for packing out earlier (or later-fall) quality produce. This unique non-woven fabric has remarkable tear resistance and is U.V. stabilized. Allows majority of the light to reach the crops, which provides ideal day and night time cover protection.

### PRO 19; 0.56 OZ. PER SQUARE YARD

2° - 4° ESTIMATED PROTECTION  
85% LIGHT TRANSMISSION

PART #	SIZE	WEIGHT	SHIPPED VIA	PRICE
725-19	7' x 250'	9	UPS	\$ 55.00
510-19	5' x 1,000'	22	UPS	\$ 92.00
550-19	5' x 5,000'	105	UPS	\$ 360.00
610-19	6' x 1,000'	31	UPS	\$ 115.00
710-19	7' x 1,000'	35	UPS	\$ 117.00
115-19	10.5' x 500'	29	UPS	\$ 105.00
1310-19	13.5' x 1,000'	63	Truck Freight	\$ 255.00
1510-19	14.9' x 1,000'	63	Truck Freight	\$ 275.00
1710-19	17' x 1,000'	75	Truck Freight	\$ 320.00
2210-19	22' x 1,000'	100	Truck Freight	\$ 410.00
2610-19	26' x 1,000'	115	Truck Freight	\$ 470.00
3010-19	30' x 1,000'	140	Truck Freight	\$ 555.00
3610-19	36' x 1,000'	167	Truck Freight	\$ 680.00
4282-19	42' x 820'	158	Truck Freight	\$ 635.00
505-19	50' x 500'	119	Truck Freight	\$ 460.00
5082-19	50' x 820'	157	Truck Freight	\$ 735.00
5010-19	50' x 1,000'	225	Truck Freight	\$ 895.00



- Light weight to gently protect young plants without crushing.
- Protects against light frost. Raises soil and air temperature by several degrees F.
- Earlier Planting.
- Earlier or Later harvests.
- Accelerated Growth & Higher Yields.

### PRO 30; 0.90 OZ. PER SQUARE YARD

4° - 6° ESTIMATED PROTECTION  
75% LIGHT TRANSMISSION

PART #	SIZE	WEIGHT	SHIPPED VIA	PRICE
710-30	7' x 1,000'	51	UPS	\$ 190.00
145-30	14.8' x 500'	56	Truck Freight	\$ 225.00
1410-30	14.8' x 1,000'	103	Truck Freight	\$ 450.00
2210-30	22' x 1,000'	151	Truck Freight	\$ 680.00
265-30	26' x 500'	96	Truck Freight	\$ 395.00
345-30	34.5' x 500'	121	Truck Freight	\$ 535.00
3482-30	34.5' x 820'	192	Truck Freight	\$ 865.00
425-30	42' x 500'	148	Truck Freight	\$ 655.00
505-30	50' x 500'	167	Truck Freight	\$ 760.00
5082-30	50' x 820'	284	Truck Freight	\$ 1,225.00

### PRO 40; 1.2 OZ. PER SQUARE YARD

7° - 8° ESTIMATED PROTECTION  
70% LIGHT TRANSMISSION

PART #	SIZE	WEIGHT	SHIPPED VIA	PRICE
710-40	7' x 1,000'	65	Truck Freight	\$ 250.00
175-40	17' x 500'	82	Truck Freight	\$ 380.00
265-40	26' x 500'	122	Truck Freight	\$ 565.00
315-40	31' x 500'	149	Truck Freight	\$ 670.00
505-40	50' x 500'	230	Truck Freight	\$ 1,075.00
5082-40	50' x 820'	350	Truck Freight	\$ 1,725.00

### COVERTAN MICRO PERFORATED INSECT COVER

This micro perforated Insect Cover will keep out those dreaded aphids, white flies, Spotted Wing Drosophila and other small insects. It allows rain penetration and 77% light transmission. One year estimated life. A great product for organic growers!

PART #	SIZE	WEIGHT	SHIPPED VIA	PRICE
910-12	9.2' x 1,000'	26	Truck Freight	\$ 139.00
1410-12	14' x 1,000'	46	Truck Freight	\$ 270.00

### PROTEKNET INSECT NET

A light, 25 gram Insect Netting for fruit & vegetable crops. Allows rain penetratrion and 89% light transmission. Doesn't have any thermal protection like row cover. Can be used multiple seasons!

PART #	SIZE	WEIGHT	SHIPPED VIA	PRICE
732-NET	83" x 328'	14	UPS	\$ 305.00
782-NET	83" x 820'	30	UPS	\$ 695.00

# ANCHOR BAGS

Dewitt woven black anchor bags are made from polypropylene which resists tearing and puncturing. UVI stabilized; **14" x 26"**



ITEM#	COUNT	PRICE
SB24	.....Individual.....	\$ 0.42/ea
SB24	.....Box of 100.....	\$ 0.37/ea

6 Mil plastic UVI treated anchor bags to secure Crop Cover. Fill with 30 LB. sand or soil; **16" x 20"** (Cable Ties Included)



ITEM#	COUNT	PRICE
ANCH-5	.....Individual.....	\$ 0.35/ea
ANCH-5	.....Box of 250.....	\$ 0.30/ea

# ANCHOR PINS / PEGS

Secure the edge of your crop cover with no hard work by using these anchoring pegs or pins.

## 7½" Anchor Pins

ITEM#	COUNT	PRICE
PEG7	.....Individual.....	\$ 0.16/ea
PEG7	.....Box of 1,000.....	\$ 0.13/ea


## 7¾" Hand Pegs

ITEM#	COUNT	PRICE
PEG5	.....Individual.....	\$ 0.68/ea
PEG5	.....Box of 250.....	\$ 0.60/ea

## BLACK PLASTIC CABLE TIES

100 PACK

ITEM#	SIZE	STRENGTH	PRICE
CT60	.....5.5".....	30	\$ 3.50
CT80	.....7.5".....	30	\$ 4.50
CT11	.....11".....	75	\$ 6.00



# WIRE HOOPS

Wire hoops are used to support crop cover over vegetable row crops. Wires are bent into a hoop, making a miniature greenhouse over the crop. Each end of the wire hoop should be pushed approximately 6" into the soil.

## Pre-Arched Wire Hoops

Pre-Cut and Pre-Arched; 7 Gauge

ITEM#	SIZE	PRICE/100	30+
WH64	.....64".....	\$ 61.50.....	\$ 59.50
WH76	.....76".....	\$ 68.00.....	\$ 66.00



## Galv. Spring Steel Wire Hoops

Used with mechanical tunnel layers; 64"

ITEM#	PRICE
WHS64	.....100-4,900 pcs..... \$ 35.00 (Per Bundle of 100)
WHS64	.....5,000+ pcs..... \$ 31.00 (Per Bundle of 100)

# WOVEN GROUND COVER

Tough 3.2 oz. u.v. stabilized polypropylene, permeable to water and nutrients. Controls grass and weeds in your mum fields and greenhouses, under gravel walkways & between raised beds. Yellow stripes approximately every 12" for easy plant alignment. Approx. 10-15 year lifetime if no heavy traffic!

**Note: Ground Covers May Exceed Listed Width By 1" - 2".**

PART #	SIZE	WEIGHT	PRICE
GC3	.....3' x 300'.....	23lb..... UPS	\$33.00
GC4	.....4' x 300'.....	30lb..... UPS	\$44.00
GC410	.....4' x 1,000'.....	95lb..... UPS	\$134.00
GC6	.....6' x 300'.....	45lb..... UPS	\$65.00
GC10	.....10' x 300'.....	76lb..... Truck Freight	\$112.00 (Folded)
GC12	.....12' x 300'.....	94lb..... Truck Freight	\$135.00 (Folded)
GC15	.....15.5' x 300'.....	115lb..... Truck Freight	\$174.00 (Folded)



# HEAVY DUTY STAPLES

PART #	SIZE	GAUGE	BOX COUNT	PRICE/BOX	PRICE/EACH
HDS6	.....6" x 1".....	11	1,000	\$ 33.50	\$ 0.04
HDS8-11	.....8" x 1".....	11	1,000	\$ 43.00	\$ 0.05
HDS8-8	.....8" x 1".....	8	500	\$ 38.00	\$ 0.10
SETTER1	.....42" Manual Staple Setter For 11 Gauge Staples....				\$ 65.00
SETTER2	.....42" Manual Staple Setter For 8 Gauge Staples.....				\$ Call

# PLASTIC MULCH FILM

## BLACK EMBOSSED

"Customers First Choice!"

FilmTech has a high quality, soft, micro **Cast Embossed** film. Grower favorite for its superior stretchability and hugging to the bed. Its elasticity makes it wind resistant and works well in a variety of soil types and climates. End of roll flagging tells you when to get the next roll ready.

### 1 MIL EMBOSSED PLASTIC

PART #	SIZE	MIL	WT.	PRICE	10+ ROLLS
BLK324	3' x 2,400'	1	36	\$ 50.00	\$ 48.00
BLK340	3' x 4,000'	1	60	\$ 84.00	\$ 82.00
BLK424	4' x 2,400'	1	53	\$ 67.00	\$ 65.00
BLK440	4' x 4,000'	1	83	\$ 112.00	\$ 109.00
BLK524	5' x 2,400'	1	62	\$ 91.00	\$ 89.00
BLK540	5' x 4,000'	1	101	\$ 139.00	\$ 136.00
BLK624	6' x 2,400'	1	71	\$ 100.00	\$ 98.00

### 1¼ MIL EMBOSSED PLASTIC

PART #	SIZE	MIL	WT.	PRICE	10+ ROLLS
BLK34025	3' x 4,000'	1¼	75	\$ 105.00	\$ 102.00
BLK42425	4' x 2,400'	1¼	62	\$ 84.00	\$ 81.00
BLK44025	4' x 4,000'	1¼	101	\$ 139.00	\$ 136.00
BLK52425	5' x 2,400'	1¼	74	\$ 105.00	\$ 102.00
BLK54025	5' x 4,000'	1¼	121	\$ 174.00	\$ 170.00

### 1½ MIL EMBOSSED PLASTIC

PART #	SIZE	MIL	WT.	PRICE	10+ ROLLS
BLK4245	4' x 2,400'	1½	70	\$ 111.00	\$ 108.00
BLK4405	4' x 4,000'	1½	116	\$ 167.00	\$ 163.00
BLK5245	5' x 2,400'	1½	87	\$ 125.00	\$ 121.00



## BIO-DEGRADABLE



- No special laying or storage instructions. Disc into the soil after the season.
- No micro plastics or harmful residue left.
- Relies on microbes in the soil to biodegrade and change the film to carbon dioxide.
- Average breakdown begins at 6 mo. depending on soil microbe levels.
- **Mfg. in the USA**

## BIO-GOLD

PART #	SIZE	MIL	WT.	PRICE	10+ ROLLS
BIOG350	3' x 5,000'	0.6	43	\$ 149.00	\$ 144.00
BIOG450	4' x 5,000'	0.6	60	\$ 198.00	\$ 193.00
BIOG550	5' x 5,000'	0.6	74	\$ 247.00	\$ 242.00
WHITE ON BLACK					
BIOG450W	4' x 5,000'	0.8	80	\$ 285.00	\$ 280.00
BIOG550W	5' x 5,000'	0.8	90	\$ 356.00	\$ 351.00

## CERTIFIED ORGANIC

- **Certified For Organic Use By CCOF**
- **TUV Certified Compostable Mulch Film**
- **100% Guaranteed Germination Rate**
- **No Plastic Residue, No Micro-Plastics In Your Soil**
- **Contains 0% Polyethylene**
- **No Toxic Residue Left Behind, Heavy Metal Free**

FilmOrganic provides the most complete line of compostable mulch film available on the market and the only one to offer mulch film with a predictable lifespan.



PART #	SIZE	LIFESPAN	WT.	PRICE	10+ ROLLS
BLACK47-44	4' x 4,000'	4 Mos	71	\$ 287.00	\$ 282.00
BLACK47-54	5' x 4,000'	4 Mos	89	\$ 349.00	\$ 344.00
BLACK77-44	4' x 4,000'	7 Mos	76	\$ 342.00	\$ 337.00

### WHITE ON BLACK

WHITE77-44	4' x 4,000'	7 Mos	86	\$ 338.00	\$ 333.00
------------	-------------	-------	----	-----------	-----------

- 15 Day Seeding Window for 47 Series
- 30 Day Seeding Window for 77 Series
- Max 7" Bed Height





# PLASTIC MULCH FILM

## GREEN EMBOSSED



This has been specifically engineered to suppress weed growth like black mulch while warming the soil almost as much as clear plastic. Recommended for early spring crops.

PART #	SIZE	MIL	WT.	PRICE	10+ ROLLS
GR440	4' x 4,000'	1	80	\$ 155.00	\$ 153.00

## CLEAR EMBOSSED



Clear plastic can be used with wire hoops to cover row crops, like the perforated plastic.

**Note:** When using drip irrigation with clear plastic, the drip line needs to be buried. Magnifying water droplets may burn holes into the drip line.

### U.V. Stabilized

PART #	SIZE	MIL	WT.	PRICE	10+ ROLLS
CL440	4' x 4,000'	1	83	\$ 127.00	\$ 124.00
CL524	5' x 2,400'	1	62	\$ 95.00	\$ 93.00
CL540	5' x 4,000'	1	100	\$ 159.00	\$ 156.00
CL624	6' x 2,400'	1	71	\$ 114.00	\$ 112.00

## METALLIZED SILVER

Ultra reflective metallized silver top. Limits aphids, thrips and other insects. Also popular with onions to reduce surface and center rot.

PART #	SIZE	MIL	WT.	PRICE	10+ ROLLS
SIL424	4' x 2,400'	1	51	\$ 131.00	\$ 128.00
SIL440	4' x 4,000'	1	83	\$ 206.00	\$ 202.00
SIL540	5' x 4,000'	1	96	\$ 260.00	\$ 255.00

## RED EMBOSSED



Field tests on tomatoes show higher yields.

PART #	SIZE	MIL	WT.	PRICE	10+ ROLLS
RED44025	4' x 4,000'	1 1/4	98	\$ 198.00	\$ 195.00

## WHITE / BLACK



Bright white top layer to reflect light to the underside of foliage. Decreases soil temperature for heat sensitive crops or warm climates. Great for late season strawberries. Black layer assists in stopping weed growth.

PART #	SIZE	MIL	WT.	PRICE	10+ ROLLS
WH424	4' x 2,400'	1	48	\$ 90.00	\$ 88.00
WH440	4' x 4,000'	1	78	\$ 149.00	\$ 147.00
WH44025	4' x 4,000'	1.25	96	\$ 187.00	\$ 184.00
WH540	5' x 4,000'	1	96	\$ 187.00	\$ 184.00
WH54025	5' x 4,000'	1.25	120	\$ 233.00	\$ 230.00

## PERFORATED

Used with wire hoops to cover row crops, creating a "mini greenhouse". It has ventilation of 16 rows of 7/16" holes with 6" spacing between. A warm greenhouse environment will speed the development of a quality crop.

**Note:** White is cooler.

PART #	SIZE	MIL	WT.	PRICE	10+ ROLLS
PF620C	6' x 2,000'; Clear	1.1	64	\$ 122.00	\$ 119.00
PF620W	6' x 2,000'; White	1.1	64	\$ 125.00	\$ 122.00



100%  
RECYCLABLE



.16 & .23 gph  
FLOW RATES



5/8" & 7/8"  
DIAMETER



8 & 10  
MIL THICKNESS



**PRESSURE COMPENSATING; UNLOCK THE POTENTIAL OF EVERY ACRE THAT'S BEEN TOO TOUGH TO IRRIGATE UNTIL NOW.**

Model Number	Max Row Length	Wall (Mil)	Dripper Spacing	GPM/100' Flow Rate	Roll Length	Price
D508-08-400	748'	8	8"	0.40	6,562'	Call for price & availability
D508-12-260	988'	8	12"	0.26	6,562'	Call for price & availability
D508-12-380	748'	8	12"	0.38	6,562'	Call for price & availability
D510-08-400	778'	10	8"	0.40	4,921'	Call for price & availability
D510-12-260	1,027'	10	12"	0.26	4,921'	Call for price & availability
D510-12-380	778'	10	12"	0.38	4,921'	Call for price & availability



**NEW**  
Limited Availability

D4000 PC delivers reliable performance where it's needed most!

**D5000 PREMIUM PRESSURE COMPENSATING DRIP-LINE**



40 Independent Inlet Filters



Extra Large Flow Labyrinth



Full Size Outlet Pool



Features & Benefits

- Ideal for uneven terrain
- Most Clog Resistance
- Longer Run Lengths
- Wide Range of Pressure Regulation
- Anti-Siphon Option
- Wide range of flow rates, diameters & spacings
- Continuously self-flushing mechanism to help reduce clogging
- Can be used in surface or sub-surface applications
- Agriculture, greenhouse or nursery applications
- Multi-Season Use

Model Number	Max Row Length	Wall (Mil)	Dripper Spacing	GPM/100' Flow Rate	Roll Length	Price	10 Rolls +
D515-12-430	774'	15	12"	0.430	2,625'	\$175.00	\$171.00
D515-12-280	1,024'	15	12"	0.280	2,625'	\$175.00	\$171.00
D515-18-290	1,070'	15	18"	0.430	2,625'	\$172.00	\$168.00

\*Other flow rates & dripper spacing available

10

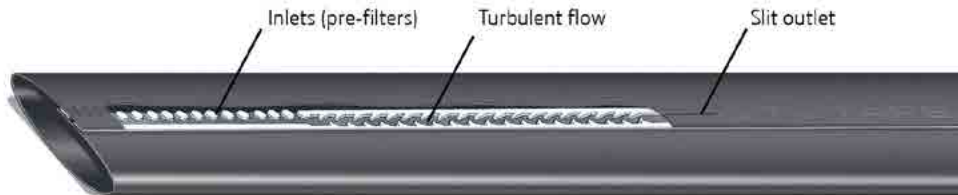


# RIVULIS T-TAPE DRIP TAPE

## T-Tape Drip Tape



One of the most recognized and trusted drip tape brands in the world, T-Tape Drip Tape is used in a variety of crops around the world to help reduce water consumption, increase crop quality, and increase crop yields. T-Tape Drip Tape can be installed on the ground, under plastic, or even subsurface. T-Tape's industry leading material strength, design, and quality production standards ensures that it's the drip tape that you can count on year after year.



Drip Tape

Generally, dripper spacings of 12" will give a continuous wetted strip. It is not necessary to have dripper at each plant.

MODEL / PART #	MAX ROW LENGTH	MIL	DRIPPER SPACING	GPM PER 100' FLOW	ROLL LENGTH	PRICE	10+ ROLLS
506-12-220	950'	6	T-Tape 12"	0.22	10,000'	\$ 188.00	\$ 183.00
506-08-340	750'	6	T-Tape 8"	0.34	10,000'	\$ 188.00	\$ 183.00
<b>506-12-450*</b>	<b>550'</b>	<b>6</b>	<b>T-Tape 12"</b>	<b>0.45</b>	<b>10,000'</b>	<b>\$ 188.00</b>	<b>\$ 183.00</b>
506-08-670	425'	6	T-Tape 8"	0.67	10,000'	\$ 188.00	\$ 183.00
508-12-220	950'	8	T-Tape 12"	0.22	7,500'	\$ 168.00	\$ 163.00
508-08-340	750'	8	T-Tape 8"	0.34	7,500'	\$ 168.00	\$ 163.00
<b>508-12-450*</b>	<b>550'</b>	<b>8</b>	<b>T-Tape 12"</b>	<b>0.45</b>	<b>7,500'</b>	<b>\$ 168.00</b>	<b>\$ 163.00</b>
508-08-670	425'	8	T-Tape 8"	0.67	7,500'	\$ 168.00	\$ 163.00
508-12-400**	550'	8	Streamline Plus 12"	0.40	9,000'	\$ 192.00	\$ 187.00
510-12-220	950'	10	T-Tape 12"	0.22	6,000'	\$ 168.00	\$ 163.00
510-08-340	750'	10	T-Tape 8"	0.34	6,000'	\$ 168.00	\$ 163.00
<b>510-12-450*</b>	<b>550'</b>	<b>10</b>	<b>T-Tape 12"</b>	<b>0.45</b>	<b>6,000'</b>	<b>\$ 168.00</b>	<b>\$ 163.00</b>
510-08-670	425'	10	T-Tape 8"	0.67	6,000'	\$ 168.00	\$ 163.00
510-18-400**	620'	10	Typhoon 18"	0.36	6,600'	\$ 188.00	\$ 183.00
510-24-300**	735'	10	Typhoon 24"	0.36	6,600'	\$ 188.00	\$ 183.00
510-12-450-3	550'	10	T-Tape 12"	0.45	3,000'	\$ 93.00	\$ 88.00
510-04-1.0-3	300'	10	T-Tape 4"	1.0	3,000'	\$ 93.00	\$ 88.00
510-04-1.0-1	300'	10	T-Tape 4"	1.0	1,000'	\$ 48.00	\$ 45.00
510-12-450-1	550'	10	T-Tape 12"	0.45	1,000'	\$ 48.00	\$ 45.00
513-30-330**	600'	13	Typhoon 30"	0.24	5,300'	\$ 162.00	\$ 157.00
515-08-670	450'	15	T-Tape 8"	0.67	4,100'	\$ 163.00	\$ 158.00
515-12-220	950'	15	T-Tape 12"	0.22	4,100'	\$ 163.00	\$ 158.00
<b>515-12-450*</b>	<b>550'</b>	<b>15</b>	<b>T-Tape 12"</b>	<b>0.45</b>	<b>4,100'</b>	<b>\$ 163.00</b>	<b>\$ 158.00</b>
515-20-180**	975'	15	Typhoon 20"	0.18	4,300'	\$158.00	\$153.00
708-12-220	1,350'	8	7/8" 12"	0.22	5,560'	\$167.00	\$162.00
708-12-450	1,100'	8	7/8" 12"	0.45	5,560'	\$167.00	\$ 162.00

\* = Standard Size

\*\* =  NETAFIM  
GROW BETTER. WATER LESS.

11

Flow rate based @ 8 PSI

# DRIP LINE FITTINGS

## 420BV-06-LS

Dripline x Oval Hose Connector with Valve



1-49 Pcs ..... \$ 1.50  
50+ Pcs ..... \$ 1.30

## FTV5-LF

Dripline x Layflat Connector w/ Valve  
Use 16MM Layflat Punch Tool



1-49 Pcs ..... \$ 1.75  
50+ Pcs ..... \$ 1.55

## YDC

Drip line Repair Coupling



1-49 Pcs ..... \$ 0.65  
50+ Pcs ..... \$ 0.55

## TEE-06-LSO

Drip line Tee



\$ 1.30

## MA-06-LS

Drip line x 1/2" MPT Connector  
\$ 0.40



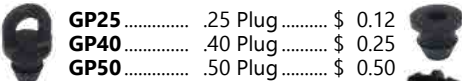
## DRIP LINE END PLUG

### #FTA5-END



1-49 Pcs ..... \$ 0.55  
50+ Pcs ..... \$ 0.45

## OVAL HOSE GOOF PLUGS



GP25 ..... .25 Plug ..... \$ 0.12  
GP40 ..... .40 Plug ..... \$ 0.25  
GP50 ..... .50 Plug ..... \$ 0.50

#GP40 compatible with 420BV-06-LS and 400B-06-LS

## STAKE WITH GAUGE



Punch hole in Oval Hose with #FP-420  
and snap tubing adapter in place.

SG400\* ..... \$ 8.50

\*Comes w/ a 15, 30 or 60 PSI gauge

## LAYFLAT TOOL



LFP-LS-16 ..... 16 MM ..... Red ..... \$ 56.00  
LFP-LS-19 ..... 19 MM ..... Blue ..... \$ 59.00

## FLEX RISER



1/2" x 6" flex riser for use with  
buried header line & drip tape.

12500407 ..... \$ 1.09

## CPT-06-LSO

Drip line Repair Coupling



1-49 Pcs ..... \$ 0.50  
50+ Pcs ..... \$ 0.30

## FHC-06-LSO

Drip line x Layflat Connector  
Use 19MM Layflat Punch Tool



1-49 Pcs ..... \$ 1.10  
50+ Pcs ..... \$ 0.95

## FTV-500

Drip line Coupler with Valve



1-49 Pcs ..... \$ 1.40  
50+ Pcs ..... \$ 1.20

## FHS-06-LSO

Drip line x Garden Hose  
Connector  
\$ 1.50



## CSP-06-LS

Drip line x 1/4" Tubing Connector



\$ 1.50

## FCH-06-LSO

Drip Line Self-Flush End



\$ 1.50

## LAYFLAT GOOF PLUG

Large Layflat Goof Plug



FHC-06-PLUG ..... \$ 1.30

## SNAP ON GAUGE



Punch hole in Oval Hose with #FP-420  
and snap gauge in place

SN400\* ..... \$ 7.00

\*Comes w/ a 15, 30 or 60 PSI gauge

## OVAL HOSE TOOL

Punch tool for 400B-06-LS  
installation.

DP400S ..... \$ 25.00



## 400B-06-LSO

Drip line x Oval Hose Connector  
Also for 3/8" Supply Tubing



1-49 Pcs ..... \$ 0.50  
50+ Pcs ..... \$ 0.40

## FTA5-LF

Drip line x Layflat Connector  
Use 16MM Layflat Punch Tool



1-49 Pcs ..... \$ 0.95  
50+ Pcs ..... \$ 0.80

## ELL-06-LSO

Drip line Elbow



\$ 2.25

## 420-50

Dripline x 1/2" MPT Connector w/ Valve



1-49 Pcs ..... \$ 1.50  
50+ Pcs ..... \$ 1.30

## DRIP LINE END SLEEVE

Plug your row by folding drip tape several times  
and sliding sleeve over it.



END-SL ..... \$ 0.07

## GROMMETS for PVC Pipe

Minimum dia. 1" PVC



400GRO ..... 9/16" Hole ..... 400 Barb ..... \$ 0.50

Minimum dia. 1 1/2" PVC

700GRO ..... 13/16" Hole ..... 700 Barb ..... \$ 0.70

## LAYFLAT GAUGE



Punch hole in Layflat with Layflat Tool  
and insert gauge in place

LF400 ..... \$ 7.50

## INSTALLATION TOOL



T-handle hex tool for layflat fitting installation.

(16MM) LF-INST-T ..... \$ 6.00

(19MM) LF-INST-J ..... \$ 6.00

## OVAL HOSE TOOL



Punch tool for Oval Hose  
fitting installation.

FP-420 ..... \$ 13.00

# 7/8" DRIP LINE FITTINGS

## 700B-09-LS

Drip line x Oval Hose  
Connector



\$ 0.80

## CPT-09-LS

Drip line Repair Coupling



1-49 Pcs ..... \$ 0.90  
50+ Pcs ..... \$ 0.80

## FTV7-LF

Drip line x Layflat connector  
with valve



\$ 2.00

## FTA7-LF

Drip line x Layflat connector



\$ 1.50

## FTV7-400B

Drip line x Oval Hose  
Connector w/ Valve



\$ 1.75

## FTA7-END

Drip line end cap



1-49 Pcs ..... \$ 0.75  
50+ Pcs ..... \$ 0.65

## 478V

Drip line x drip line connector with  
valve



\$ 1.75

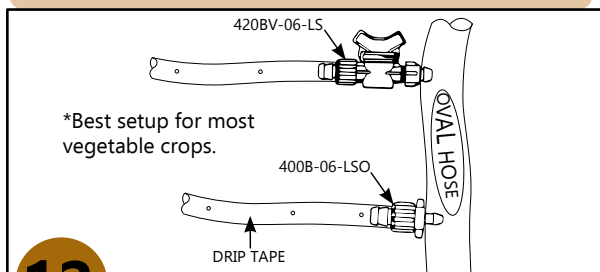
## DP700

Punch tool for 7/8" fittings  
installation



\$ 15.00

## INSTALLATION LAYOUT



# GARDEN DRIP IRRIGATION KIT

Rain-Flo has sold hundreds of these garden kits with very good comments. Customers call back for more kits for friends or neighbors. Drip irrigation takes less water and puts it to the crop roots, not to the weeds between the rows like a sprinkler head does. Quick and easy to install. A must for gardens. Try it -you'll like it. Smaller or larger kits can easily be made to fit your garden. Call for price.

## 1" GARDEN KIT

- 250' 1" Head Line [Main]
- Garden Hose Adp.
- 1" Filter & Adp.
- 1" Pressure Regulator
- Stake w/ Gauge
- End Plug for Header Line
- 10 Goof Plugs
- 3,000' 10 Mil Driptide
- 50 Dripline Connectors w/ Shut-Off Valve
- Hole Punch Tool
- 50 Dripline End Sleeves
- 10 Dripline Repair Couplings

Can Be Shipped UPS

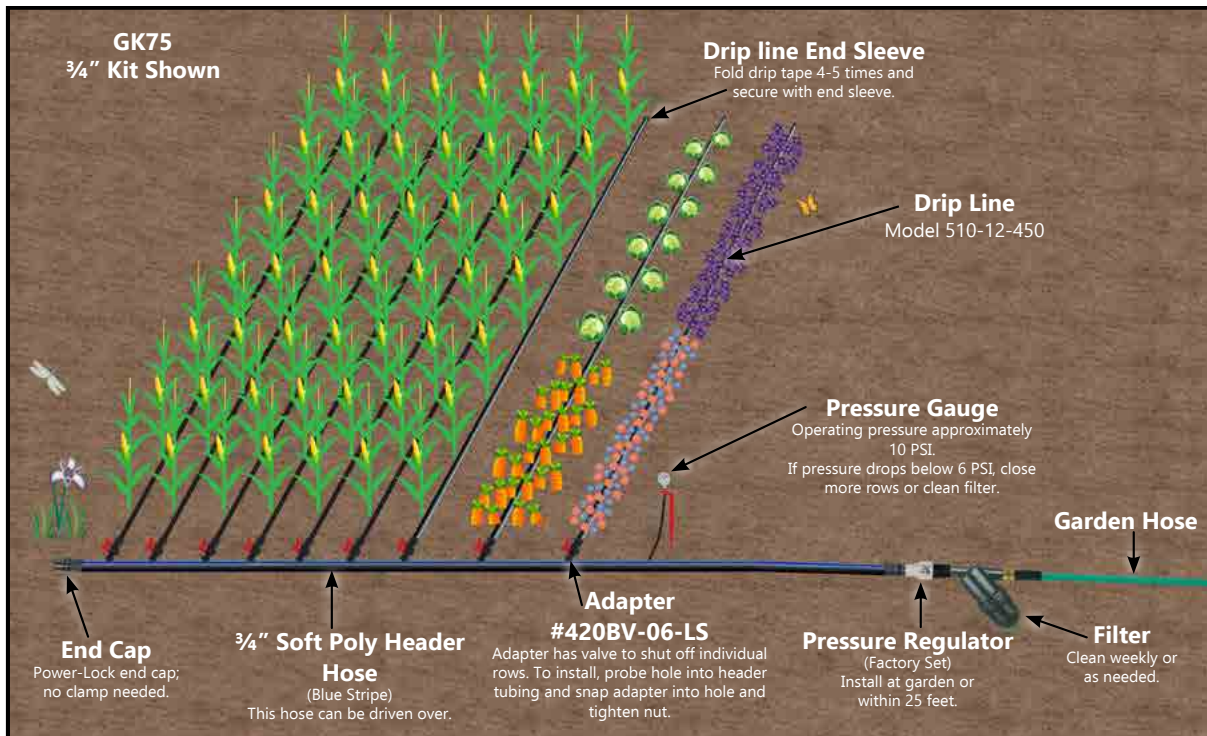
- #GK10 ..... Complete 1" Kit ..... \$270.00  
 #GKP10 ..... Kit without Drip and Head Line ..... \$110.00

## ¾" GARDEN KIT

- 100' ¾" Head Line [Main]
- Garden Hose Adp.
- ¾" Filter & Adp.
- ¾" Pressure Regulator
- Stake w/ Gauge
- End Plug for Header Line
- 10 Goof Plugs
- 1,000' 10 Mil Driptide
- 20 Dripline Connectors w/ Shut-Off Valve
- Hole Punch Tool
- 25 Dripline End Sleeves
- 6 Dripline Repair Couplings

Can Be Shipped UPS

- #GK75 ..... Complete ¾" Kit ..... \$145.00  
 #GKP75 ..... Kit without Drip and Head Line ..... \$ 75.00



**Note:** Garden hoses will carry approx. 5-10 GPM. Gardens larger than a ¼ acre we recommend 1" header line and 1" mainline; it will carry three times that of a garden hose. The 1" kit can be used to irrigate up to a ½ acre at a time. Blue stripe tubing works for this. Also, going direct to the well or pressure tank will give a better flow to the garden.

# FLOWER IRRIGATION KIT

## FLOWER KIT

- Garden hose adapter
- ¾" X ½" female adapter
- ½" Compression adapter
- 2- ½" compression tee
- 4- ½" compression end cap
- 5- green med. flow spray stake w\adp.
- 5- yellow low flow spray stake w\adp.
- 1/8" x 100' dripper tubing
- 5- dripper with stakes
- 10- small goof plug
- ½" x 100' orchard tubing
- 2- ½" compression ell
- 2- ½" compression coupler
- ¾" Filter
- Punch tool



## DELUXE KIT

Above items with garden hose timer.

## ULTRA DELUXE KIT

All above items with 2 gallon fertilizer injector.

## F-KIT

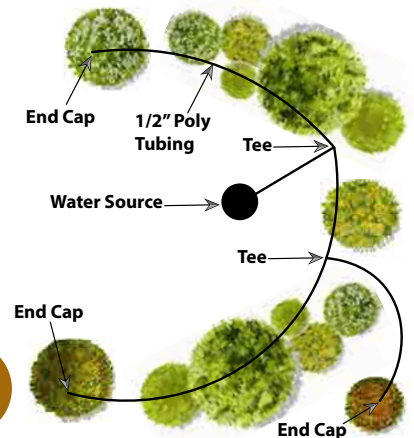
\$ 65.00

## D-KIT

\$ 110.00

## UD-KIT

\$ 215.00



13

# OVAL HOSE (BLUE STRIPE)

Oval Hose is a low pressure tubing that is used for drip irrigation headlines. Smaller sizes(Round Hose) are also used as a lateral distribution and supply hose for emitters, micro-sprinklers and extension tubing. It is a linear low density polyethylene tubing resistant to stress cracking, chemicals, equipment abrasions and heat. It tolerates freezing temperatures and can be driven over.



PART #	SIZE	MAX PSI	PRICE	PART #	SIZE	MAX PSI	PRICE
OT500	1/2" x 500'	61	\$ 43.00	OT510	1/2" x 100'	61	\$16.00
OT5100	1/2" x 1,000'	61	\$ 81.00	OT751	3/4" x 100'	54	\$21.00
OT755	3/4" x 500'	54	\$ 60.00	FT250	1" x 250'	42	\$69.00
FT660	1" x 660'	42	\$ 130.00	FT150	1 1/2" x 150'	21	\$49.00
FT600	1 1/2" x 600'	21	\$ 152.00	FT215	2" x 150'	21	\$64.00
FT450	2" x 450'	21	\$ 162.00				
FT200	3" x 200'	21	\$ 173.00				
FT130	4" x 130'	21	\$ 182.00				

# FLEXNET

FlexNet is made from durable polyethylene material that can be easily laid out and recoiled. Has an integral, welded connector to ensure a leakproof connection. The ideal piping solution for submain applications.



PART #	SIZE	SPACING	MAX PSI	PRICE
FN260	2" x 328'	60"	36	\$ 328.00
FN272	2" x 328'	72"	36	\$ 315.00
FN360	3" x 328'	60"	29	\$ 390.00
FN372	3" x 328'	72"	29	\$ 385.00
FN460	4" x 328'	60"	25	\$ 490.00
FN472	4" x 328'	72"	25	\$ 485.00
FN660	6" x 328'	60"	25	\$ 750.00
FN672	6" x 328'	72"	25	\$ 745.00

\*Different Spacing Options Available

## FLEXNET DRIP FITTINGS

	FNDT	Tee	\$ 0.95
	FNDE	Ell	\$ 0.85
	FNDP	Plug	\$ 0.40

### FLEXNET DRIP FITTINGS FOR 7/8" TUBE

FNDT78	Tee For 7/8" Drip	\$ 1.50
FNDE78	Ell For 7/8" Drip	\$ 1.25

## COUPLING



FNC2	2"	\$ 12.00
FNC3	3"	\$ 15.50
FNC4	4"	\$ 18.00
FNC6	6"	\$ 49.00

## SPIGOT X BARB KIT



FNBS2	2"	\$ 8.00
FNBS3	3"	\$ 10.00
FNBS4	4"	\$ 26.00
FNBS6	6"	\$ 38.00

## PATCH KIT



Includes Punch & 20 Plugs w/ washers	
FNPK	\$ 68.00
Kit Without Punch	
FNPK-PW	\$ 35.00

## END PLUG



FNP2	2"	\$ 6.50
FNP3	3"	\$ 8.25
FNP4	4"	\$ 9.75

FNT4 4" FlexNet Tee Kit \$ 48.00

# CLEAR / BRAIDED HOSE

Note: Rain-Flo's Mazzei Injectors use the 1/4" braided hose for Model 384 thru Model 584-2. Model 1078-2 thru Model 1584 use the 1/2" braided hose.

Temperature Range:  
25° to 150° F

## BRAIDED HOSE; 300' ROLL

PART #	SIZE	MAX PSI	PRICE/ROLL	CUT/FT
K3150-04	1/4"	250	\$95.00	\$0.35
K3150-06	3/8"	225	\$162.00	\$0.60
K3150-08	1/2"	200	\$243.00	\$0.90
K3150-12	3/4"	150	\$351.00	\$1.30
K3150-16	1"	125	\$472.00	\$1.75

## CLEAR HOSE; 100' ROLL

K010-0406	1/4"	55	\$ 27.00	\$0.30
K010-0608	3/8"	45	\$ 36.00	\$0.40

## IPS TUBING

Available in 200' Rolls or pre-cut lengths!



PART#	LENGTH	PRICE
IPS50-CL30	30"	\$ 1.75
IPS50-100	100' Roll	\$64.00
IPS50-200	200' Roll	\$128.00
46515*	1/2" IPS Valve	\$ 1.95

\*Use with Xpando Adapters; Page 15

# D5000 PC TUBING

Full Size Outlet Pool with a raised wall design helps prevent soil ingestion.



**Extra Large Flow Labyrinth** reduces pressure while forming high turbulence in the dripper to keep solids in suspension. Most plug resistant flow path in the industry.

**Chemical Resistant Silicon Injected Diaphragm** with self-cleaning feature.

**40 Independent Filters** across a unique multi-zone inlet area provides 300% more functional filtration area compared to main competitive product in the market. More inlet filters means maximum protection against clogging.

**New Compact Coil for Easier Shipping & Installation**



## Applications

For subsurface or surface applications, multi-season use. Orchards, vineyards, row crops, greenhouse and nursery.

## Features & Benefits

Pressure compensating for precise and uniform flow rates along entire length of the lateral and in undulating terrain. Allows for longer run lengths.

Select from several flow rates, diameters and spacings to match the soil infiltration rate.

Wide range of pressure regulation from 7 to 51 psi maintains a uniform flow rate regardless of the water pressure to optimize irrigation and maximize crop yields.

ITEM #	SIZE	DRIPPER SPACING	FLOW PER DRIPPER	FLOW PER DRIPPER	PRICE
D512C	18MM(1/2") x 1,000'	12"	0.92 GPH	0.40 GPH (#D512-40C)	\$ 118.00
D518C	18MM(1/2") x 1,000'	18"	0.92 GPH	0.40 GPH (#D518-40C)	\$ 112.00
D524C	18MM(1/2") x 1,000'	24"	0.92 GPH	0.40 GPH (#D524-40C)	\$ 105.00
D536C	18MM(1/2") x 1,000'	36"	0.92 GPH		\$ 97.00



## D5000 PC Tubing

### Max. Recommended Row Length

Inlet Pressure	Dripper Spacing							
	12"		18"		24"		36"	
Dripper Flow Rate (GPH) →	0.40	0.92	0.40	0.92	0.40	0.92	0.40	0.92
15 PSI	281'	165'	364'	215'	486'	288'	616'	364'
30 PSI	486'	286'	670'	395'	848'	502'	1143'	676'
44 PSI	595'	350'	828'	487'	1044'	616'	1415'	837'



Hose / Pipe

# FITTINGS

**3/4" & 1" Fittings are Power-Loc; 1/2" fittings are Smart-Loc. Smart-Loc will accept 16MM & 18MM.**

<h3>18MM x MPT w/ VALVE</h3> <p>18MM x 1/2" MPT FHV6-50MPT.....1-49..... \$ 1.50 50+..... \$ 1.30</p> <p>18MM x 3/4" MPT FHV6-75MPT.....1-49..... \$ 1.50 50+..... \$ 1.30</p>	<h3>COUPLER w/ EXPANDING RING</h3> <p>Part #1818</p> <p>18MM x 18MM</p> <p>1-49..... \$ 0.35 50+..... \$ 0.25</p>	<h3>SUPPORT HOOKS</h3> <p>18MM 2024..... \$ 0.09 20MM 1039..... \$ 0.12</p> <p><b>*500 Per Bag</b></p> <p>Clips Tubing to Trellis</p>	<h3>XPANDO ADAPTER</h3> <p>Xpando Adapter PVC PIPE x MM OD</p> <p>45635.....18..... \$ 0.75 45585.....20..... \$ 0.80 45745..... \$ 0.55 Drill Bit For Grommet 51858..... \$ 31.00</p>		
<h3>BALL VALVE</h3> <p>In-line coupler with valve</p> <p>CV50 CV75</p> <p>CV50.....1/2"..... \$ 1.50 CV75.....3/4"..... \$ 3.95</p>	<h3>COUPLING</h3> <p>CC75 CC50</p> <p>CC50.....1/2"..... \$ 0.85 CC75.....3/4"..... \$ 1.75 CC100.....1"..... \$ 2.05</p>	<h3>GARDEN HOSE SWIVEL</h3> <p>CHS75 CHS50</p> <p>CHS50.....1/2"..... \$ 1.75 CHS75.....3/4"..... \$ 2.35 CHS100.....1"..... \$ 3.85</p>	<h3>MPT ADAPTER</h3> <p>CM75 CM50</p> <p>CM50.....1/2"..... \$ 1.00 CM75.....3/4"..... \$ 1.20 CM100.....1"..... \$ 1.50</p>		
<h3>TEE</h3> <p>CT75 CT50</p> <p>CT50.....1/2"..... \$ 1.75 CT75.....3/4"..... \$ 4.00 CT100.....1"..... \$ 4.75</p>	<h3>SELF-FLUSH END</h3> <p>CFL50 CFL75</p> <p>CFL50.....1/2"..... \$ 2.00 CFL75.....3/4"..... \$ 2.50</p>	<h3>END CAP</h3> <p>CEC75 CEC50</p> <p>CEC50.....1/2"..... \$ 1.35 CEC75.....3/4"..... \$ 1.65 CEC100.....1"..... \$ 2.10</p>	<h3>FIGURE-EIGHT</h3> <p>Plug off your tubing by kinking it with a figure eight!</p> <p>700AP8.....1/2"..... \$ 0.20 900AP8.....3/4"..... \$ 0.35</p>		
<h3>FEMALE TEE</h3> <p>Power-Loc x GH Swivel</p> <p>CHT50 CHT75</p> <p>CHT50.....1/2"..... \$ 1.75 CHT75.....3/4"..... \$ 3.75</p>	<h3>ELBOW</h3> <p>CE75 CE50</p> <p>CE50.....1/2"..... \$ 1.50 CE75.....3/4"..... \$ 3.00 CE100.....1"..... \$ 3.35</p>	<h3>FHV6-LF</h3> <p>18MM x Layflat w/ Valve</p> <p>1-49..... \$ 1.75 50+..... \$ 1.55</p>	<h3>FHA6-LF</h3> <p>18MM x Layflat</p> <p>1-49..... \$ 1.15 50+..... \$ 1.05</p>	<h3>FHV6-420</h3> <p>18MM x Oval Hose w/ Valve</p> <p>1-49..... \$ 1.75 50+..... \$ 1.55</p>	<h3>FHA6-425RG</h3> <p>18MM Tubing x Oval Hose</p> <p>1-49..... \$ 0.75 50+..... \$ 0.55 Includes Grommet</p>

**15**

**NOTICE!** Start up irrigation pumps slowly. Starting up fast will cause water hammer and may blow hoses and underground main lines. **There is no warranty replacement for water hammer damaged layflat.**

## BLUE LAYFLAT MEDIUM PRESSURE

SUN-FLOW.INC.



Blue Layflat is a general purpose water discharge hose of medium pressure; 300' Rolls. **Hose cut ONLY in 5' increments.**

PART #	SIZE	MAX PSI	PRICE/ROLL	PRICE/FT
BLF150	1½"	80	\$ 118.00	\$0.44
BLF200	2"	80	\$ 132.00	\$0.49
BLF300	3"	80	\$ 272.00	\$1.03
BLF400	4"	70	\$ 395.00	\$1.45
BLF600	6"	60	\$ 695.00	\$2.57
100' Roll--BLF800	8"	35	\$ 440.00	\$4.85

## GRAY LAYFLAT MEDIUM PRESSURE



Flextral Gray Layflat is a medium / high pressure general purpose water discharge hose. 300' Rolls. **Hose cut ONLY in 5' increments.**

PART #	SIZE	MAX PSI	PRICE/ROLL	PRICE/FT
GLF150	1½"	125	\$142.00	\$0.52
GLF200	2"	125	\$178.00	\$0.65
GLF300	3"	125	\$406.00	\$1.48
GLF400	4"	125	\$520.00	\$1.88
GLF600	6"	100	\$780.00	\$2.77

## IRONSIDES RED LAYFLAT HIGH PRESSURE



Kuriyama

Ironsides Red Layflat is a high pressure discharge hose. Used in sprinkler systems, etc.; 300' Rolls. **Hose cut ONLY in 5' increments.**



PART #	SIZE	MAX PSI	PRICE/ROLL	PRICE/FT
RLF150	1½"	200	\$ 293.00	\$1.13
RLF200	2"	150	\$ 405.00	\$1.48
RLF300	3"	150	\$ 575.00	\$2.09
RLF400	4"	125	\$ 875.00	\$3.14
RLF600	6"	100	\$1,455.00	\$5.07
100' Roll--RLF800	8"	70	\$1,151.00	\$12.25

## MILL HOSE HIGH PRESSURE

Mill hose is a synthetic rubber hose with a heavy-duty polyester cover.

**Max working pressure 150 PSI. Hose cut ONLY in 5' increments.**



PART #	SIZE	PRICE	PRICE/FT	PART #	SIZE	PRICE
MH150	1½" x 100'	\$59.00	\$0.83	MH150-3	1½" x 300'	\$ 250.00
MH200	2" x 100'	\$64.00	\$0.96	MH200-3	2" x 300'	\$ 290.00
MH300	3" x 100'	\$115.00	\$1.13	MH300-3	3" x 300'	\$ 460.00
MH400	4" x 100'	\$168.00	\$1.70	MH400-3	4" x 300'	\$ 655.00
MH600	6" x 100'	\$292.00	\$2.95	MH600-3	6" x 300'	\$ 950.00

### MILL HOSE WITH CAMLOCK ENDS

2"	PRICE	3"	PRICE	4"	PRICE	6"	PRICE
MH2-100	\$ 96.00	MH3-100	\$ 160.00	MH4-100	\$ 240.00	MH6-100	\$ 350.00
MH2-300	\$ 325.00	MH3-300	\$ 510.00	MH4-300	\$ 720.00	MH6-300	\$ 960.00

## EXTRA HIGH PRESSURE LAYFLAT

**Hose Cut ONLY in 5' Increments**

BAMBAUER EQUIPMENT



PART #	SIZE	MAX PSI	PRICE/FT
BR200	2"	250	\$ 4.39
BR300	3"	250	\$ 4.95
BR400	4"	250	\$ 5.60
BR500	5"	250	\$ 8.00
BR600	6"	250	\$ 8.75
BR800	8"	215	\$14.75

A High Pressure hose used for supply hose to travelers, etc. **Black; 660' Per Crate.**

Suction Hose; Page 17



# SUCTION HOSE / ACCESSORIES

Hose Cut in 5' Increments ONLY



SHR Series



SH Series

PART #	SIZE	PRICE/FT	PART #	SIZE	PRICE/FT
SH150	1½"	\$ 2.60	SHR200	2"	\$ 5.25
SH200	2"	\$ 3.65	SHR300	3"	\$ 6.30
SH300	3"	\$ 7.50	SHR400	4"	\$ 9.25
SH400	4"	\$12.00	SHR500	5"	\$20.50
SH500	5"	\$21.50	SHR600	6"	\$17.75
SH600	6"	\$23.75			
SH800	8"	\$49.50			



PART #	SIZE	PRICE
SHC150	1½"	\$ 3.50
SHC20	2"	\$ 3.70
SHC30	3"	\$ 5.35
SHC40	4"	\$ 6.30
SHC50	5"	\$ 7.75
SHC60	6"	\$10.50
SHC80	8"	\$13.00

## SUCTION STRAINER



These strainers fit on the end of suction hose to keep the pump from clogging with debris.

Powder-Coated Steel

### PLASTIC STRAINERS

PART #	SIZE	PRICE
PS10	1"	\$ 3.75
PS15	1½"	\$ 4.50
PS20	2"	\$ 5.00

PART #	SIZE	DIA. OF HOLES	PRICE
2002-18-F	2" FEMALE THREAD	1/8"	\$ 19.00
2002-38-F	2" FEMALE THREAD	3/8"	\$ 18.00
2003-38-F	3" FEMALE THREAD	3/8"	\$ 20.00
2003E	3" EXTRA LARGE	1/4"	\$95.00
2004E	4" EXTRA LARGE	1/4"	\$95.00
2005E	5" EXTRA LARGE	3/8"	\$125.00
2006E	6" EXTRA LARGE	3/8"	\$125.00
2008E	8" EXTRA LARGE	3/8"	\$210.00

## SELF-CLEANING SUCTION STRAINER

**SURE-FLO** self-cleaning pump suction strainers are designed to clean dirty pond or stream water before entering a water pump. These strainers boost pump performance and operating efficiency and with no strainer to clean they will quickly pay the extra cost of these strainers.



**SINGLE DRIVE; Need 60 PSI Minimum**

PART #	SIZE	GPM	PRICE
SCS2	2"	50	\$ 245.00
SCS3*	3"	160	\$ 490.00
SCS4	4"	325	\$ 565.00
SCS6	6"	625	\$1,215.00
SCS8	8"	1,150	\$1,500.00

\*3" Strainer Has 4" Pipe Connection (Use 3" PVC Socket Fitting)

**DUAL DRIVE; Need 45 PSI Minimum**

PART #	SIZE	GPM	PRICE
SCS3-DD*	3"	200	\$ 515.00
SCS4-DD	4"	400	\$ 595.00
SCS6-DD	6"	725	\$1,270.00
SCS8-DD	8"	1,450	\$1,600.00
SCS10-DD	10"	1,875	\$2,285.00

\*3" Strainer Has 4" Pipe Connection (Use 3" PVC Socket Fitting)

## FOOT VALVE WITH STRAINER

These foot valve strainers clamp to the end of aluminum suction pipes or to a flange. Combines an attachment coupling, a 45° elbow, a foot valve and strainer with ¼" diameter holes. Made of aluminum except for the bolts, rubber gaskets and valve flapper, this valve is light in weight yet sturdy and efficient.

### FOOT VALVE

SFV3FP	3" Female Thread	\$235.00
SFV4FP	4" Female Thread	\$295.00
SFV5	5"	\$342.00
SFV6	6"	\$415.00
SFV8	8"	\$620.00



### SCREEN ONLY

SOV3	3"	\$ 11.50
SOV4	4"	\$ 18.00
SOV5	5"	\$ 23.00
SOV6	6"	\$ 30.00
SOV8	8"	\$ 55.00



### SS SCREEN BOLTS ONLY (3 Req.)

SBV2-SS	2"	\$0.75
SBV3-SS	3"	\$1.25
SBV4-SS	4"	\$4.25
SBV5-SS	5"	\$4.75
SBV6-SS	6"	\$6.25
SBV8-SS	8"	\$8.50
STR24	24" Threaded Rod	\$4.50

### FLAPPER GASKET

VFG2	2"	\$ 11.95
VFG3	3"	\$ 17.00
VFG4	4"	\$ 19.50
VFG5	5"	\$ 22.00
VFG6	6"	\$ 38.50



## UNDERGROUND VALVE BOXES



ITEM #	SIZE	HEIGHT	DESCRIPTION	PRICE
VB6	6"	9"	Economy Round	\$ 14.00
VB10	10"	10"	Heavy Duty Round	\$ 30.00
VB1015	10" x 15"	12"	Heavy Duty Rectangular	\$38.00
VB1420	14" x 20"	12"	Heavy Duty Rectangular	\$ 67.00
214-6	6" 10" x 15"		Valve Box Extension	\$ 34.00



# INSERT HOSE FITTINGS

## COUPLING



Insert x Insert

1429-005	1/2"	\$ 0.75
1429-007	3/4"	\$ 0.91
1429-010	1"	\$ 0.95
1429-012	1 1/4"	\$ 1.34
1429-015	1 1/2"	\$ 1.66
1429-020	2"	\$ 3.14
1429-030	3"	\$ 11.23
1429-040	4"	\$ 15.28
1429-060	6"	\$ 40.26
1429-080	8"	\$ 82.78

## REDUCING COUPLING



Insert x Insert

1429-101	3/4"x1/2"	\$ 1.23
1429-131	1"x3/4"	\$ 1.27
1429-167	1 1/4"x3/4"	\$ 2.47
1429-168	1 1/4"x1"	\$ 2.01
1429-210	1 1/2"x3/4"	\$ 2.99
1429-211	1 1/2"x1"	\$ 3.02
1429-212	1 1/2"x1 1/4"	\$ 2.35
1429-249	2"x1"	\$ 3.79
1429-250	2"x1 1/4"	\$ 3.35
1429-251	2"x1 1/2"	\$ 3.35
1429-338	3"x2"	\$ 23.10
1429-422	4"x3"	\$ 40.62
1429-532	6"x4"	\$ 43.89

## MALE ADAPTER



Insert x Male

1436-005	1/2"	\$ 0.75
1436-007	3/4"	\$ 0.91
1436-010	1"	\$ 0.93
1436-012	1 1/4"	\$ 1.48
1436-015	1 1/2"	\$ 1.66
1436-020	2"	\$ 3.20
1436-030	3"	\$ 12.25
1436-040	4"	\$ 17.03
1436-060	6"	\$ 76.32

## REDUCING MALE ADAPTER



Insert x Male

1436-074	3/4"x1/2"	\$ 2.23
1436-102	1"x3/4"	\$ 2.46
1436-132	1 1/4"x1"	\$ 2.96
1436-133	1 1/2"x1"	\$ 3.97
1436-169	1 1/2"x1 1/4"	\$ 3.97
1436-213	2"x1 1/2"	\$ 5.08
1436-338	3"x2"	\$ 22.03
1436-422	4"x3"	\$ 30.23

## REDUCING MALE ADAPTER



Male x Insert

1436-101	3/4" x 1/2"	\$ 2.12
1436-131	1" x 3/4"	\$ 2.19
1436-167	1 1/4" x 3/4"	\$ 2.47
1436-168	1 1/4" x 1"	\$ 2.79
1436-211	1 1/2" x 1"	\$ 3.22
1436-212	1 1/2" x 1 1/4"	\$ 3.38
1436-251	2" x 1 1/2"	\$ 5.04
1436-338A	3" x 2"	\$ 13.56
1436-422A	4" x 3"	\$ 20.98

## END PLUG



Insert

1449-005	1/2"	\$ 1.34
1449-007	3/4"	\$ 1.41
1449-010	1"	\$ 1.89
1449-012	1 1/4"	\$ 2.28
1449-015	1 1/2"	\$ 2.61
1449-020	2"	\$ 4.09
1449-030	3"	\$ 16.04
1449-040	4"	\$ 21.19

## FEMALE ADAPTER



Female x Insert

1435-005	1/2"	\$ 3.14
1435-007	3/4"	\$ 3.18
1435-010	1"	\$ 3.52
1435-012	1 1/4"	\$ 4.11
1435-015	1 1/2"	\$ 5.49
1435-020	2"	\$ 6.99
1435-030	3"	\$ 15.99
1435-040	4"	\$ 20.67

## REDUCING FEMALE ADAPTER

Female x Insert

1435-101	3/4" x 1/2"	\$ 3.78
1435-131	1" x 3/4"	\$ 3.14

## SLIP ADAPTER



Insert x Slip

474-007	3/4"	\$ 1.59
474-010	1"	\$ 1.69
474-015	1 1/2"	\$ 2.96
474-020	2"	\$ 4.86
474-030	3"	\$ 13.27
474-040	4"	\$ 15.18
474-060	6"	\$ 77.83

## SPIGOT ADAPTER



Insert x Spigot

460-005	1/2"	\$ 1.46
460-007	3/4"	\$ 1.81
460-010	1"	\$ 1.99
460-015	1 1/2"	\$ 2.21
460-020	2"	\$ 3.26
460-030	3"	\$ 10.08
460-040	4"	\$ 11.61
1432-060	6"	\$ 55.52
1432-080	8"	\$ 104.72

## MALE TEE



Insert x Insert x Male

1403-005	1/2"	\$ 2.13
1403-007	3/4"	\$ 3.06
1403-010	1"	\$ 3.48
1403-012	1 1/4"	\$ 4.31
1403-015	1 1/2"	\$ 5.07
1403-020	2"	\$ 7.88
1403-030	3"	\$ 48.68
1403-040	4"	\$ 61.99

## REDUCING MALE TEE

Insert x Insert x Male

1403-130	1" x 1" x 1/2"	\$ 3.32
1403-131	1" x 1" x 3/4"	\$ 3.16

## TEE



Insert x Insert x Insert

1401-005	1/2"	\$ 1.54
1401-007	3/4"	\$ 1.76
1401-010	1"	\$ 2.28
1401-012	1 1/4"	\$ 3.16
1401-015	1 1/2"	\$ 3.59
1401-020	2"	\$ 7.09
1401-030	3"	\$ 24.11
1401-040	4"	\$ 53.95

## REDUCING TEE



Insert x Insert x Insert

1401-074	1/2" x 1/2" x 3/4"	\$ 3.69
1401-101	3/4" x 3/4" x 1/2"	\$ 1.99
1401-102	3/4" x 3/4" x 1"	\$ 4.25
1401-130	1" x 1" x 1/2"	\$ 2.33
1401-131	1" x 1" x 3/4"	\$ 2.35
1401-209	1 1/2" x 1 1/2" x 1/2"	\$ 4.73
1401-210	1 1/2" x 1 1/2" x 3/4"	\$ 4.50
1401-211	1 1/2" x 1 1/2" x 1"	\$ 4.73
1401-212	1 1/2" x 1 1/2" x 1 1/4"	\$ 4.50
1401-247	2" x 2" x 1/2"	\$ 6.73
1401-248	2" x 2" x 3/4"	\$ 6.73
1401-249	2" x 2" x 1"	\$ 6.73
1401-250	2" x 2" x 1 1/4"	\$ 6.69
1401-251	2" x 2" x 1 1/2"	\$ 7.25
1401-337	3" x 3" x 1 1/2"	\$ 21.14
1401-338	3" x 3" x 2"	\$ 34.55
1401-422	4" x 4" x 3"	\$ 53.40

## FEMALE TEE



Insert x Insert x Female

1402-005	1/2"	\$ 1.67
1402-007	3/4"	\$ 2.65
1402-010	1"	\$ 3.12
1402-012	1 1/4"	\$ 3.85
1402-015	1 1/2"	\$ 7.04
1402-020	2"	\$ 8.74
1402-030	3"	\$ 35.96
1402-040	4"	\$ 46.74

## REDUCING FEMALE TEE



Insert x Insert x Female

1402-101	3/4" x 3/4" x 1/2"	\$ 2.19
1402-130	1" x 1" x 1/2"	\$ 2.88
1402-131	1" x 1" x 3/4"	\$ 2.88
1402-209	1 1/2" x 1 1/2" x 1/2"	\$ 5.35
1402-210	1 1/2" x 1 1/2" x 3/4"	\$ 6.33
1402-211	1 1/2" x 1 1/2" x 1"	\$ 6.33
1402-212	1 1/2" x 1 1/2" x 1 1/4"	\$ 6.18
1402-247	2" x 2" x 1/2"	\$ 7.18
1402-248	2" x 2" x 3/4"	\$ 7.59
1402-249	2" x 2" x 1"	\$ 8.34
1402-251	2" x 2" x 1 1/2"	\$ 8.74
1402-337	3" x 3" x 1 1/2"	\$ 32.83
1402-338	3" x 3" x 2"	\$ 31.95

## ELBOW



Insert x Insert

1406-005	1/2"	\$ 1.48
1406-007	3/4"	\$ 1.82
1406-010	1"	\$ 2.01
1406-012	1 1/4"	\$ 2.25
1406-015	1 1/2"	\$ 2.65
1406-020	2"	\$ 3.27
1406-030	3"	\$ 18.97
1406-040	4"	\$ 41.66

## REDUCING ELBOW



Insert x Insert

1406-101	3/4" x 1/2"	\$ 1.72
1406-131	1" x 3/4"	\$ 2.00
1406-168	1 1/4" x 1"	\$ 2.96
1406-212	1 1/2" x 1 1/4"	\$ 3.27
1406-251	2" x 1 1/2"	\$ 3.60
1406-338	3" x 2"	\$ 17.87

## MALE ELBOW



Insert x Male

1413-005	1/2"	\$ 1.87
1413-007	3/4"	\$ 2.59
1413-010	1"	\$ 3.38
1413-012	1 1/4"	\$ 3.79
1413-015	1 1/2"	\$ 5.29
1413-020	2"	\$ 8.36
1413-030	3"	\$ 18.29
1413-040	4"	\$ 45.30

## REDUCING MALE ELBOW

Insert x Male

1413-101	3/4" x 1/2"	\$ 3.06
1413-131	1" x 3/4"	\$ 3.49

## FEMALE ELBOW



Insert x Female

1407-005	1/2"	\$ 1.67
1407-007	3/4"	\$ 1.82
1407-010	1"	\$ 2.33
1407-012	1 1/4"	\$ 3.29
1407-015	1 1/2"	\$ 3.48
1407-020	2"	\$ 5.88
1407-030	3"	\$ 26.38
1407-040	4"	\$ 35.43

## REDUCING FEMALE ELBOW



Insert x Female

1407-101	3/4" x 1/2"	\$ 1.72
1407-130	1" x 3/4"	\$ 1.82
1407-131	1" x 3/4"	\$ 2.11
1407-166	1 1/4" x 1/2"	\$ 2.96
1407-167	1 1/4" x 3/4"	\$ 2.96
1407-168	1 1/4" x 1"	\$ 2.96
1407-211	1 1/2" x 1"	\$ 3.14
1407-251	2" x 1 1/2"	\$ 5.58
1407-338	3" x 2"	\$ 23.87

# GALVANIZED STEEL FITTINGS

\* Brass & SS Fittings Also In Stock

## COUPLING



Female  
x  
Female

170-002	1/4"	\$ 2.15
170-003	3/8"	\$ 2.15
170-005	1/2"	\$ 1.73
170-007	3/4"	\$ 2.00
170-010	1"	\$ 3.30
170-012	1 1/4"	\$ 4.02
170-015	1 1/2"	\$ 4.58
170-020	2"	\$ 6.67
170-025	2 1/2"	\$ 18.68
170-030	3"	\$ 23.21
170-040	4"	\$ 49.30
170-060	6"	\$ 128.50

## BELL REDUCING COUPLING



Female  
x  
Female

171-382	3/8" x 1/4"	\$ 2.03
171-502	1/2" x 1/4"	\$ 1.85
171-503	1/2" x 3/8"	\$ 1.73
171-705	3/4" x 1/2"	\$ 2.02
171-105	1" x 1/2"	\$ 3.37
171-107	1" x 3/4"	\$ 3.13
171-121	1 1/4" x 1"	\$ 3.80
171-151	1 1/2" x 1"	\$ 4.90
171-1512	1 1/2" x 1 1/4"	\$ 4.63
171-201	2" x 1"	\$ 6.67
171-215	2" x 1 1/2"	\$ 6.67
171-252	2 1/2" x 2"	\$ 18.92
171-315	3" x 1 1/2"	\$ 23.36
171-302	3" x 2"	\$ 22.08
171-403	4" x 3"	\$ 50.56

## INSERT COUPLING

\*Not For Use With  
Hard Poly\*



Insert  
x  
Insert

SPHM100	1"	\$ 2.18
SPHM125	1 1/4"	\$ 2.84
SPHM150	1 1/2"	\$ 3.26
SPHM200	2"	\$ 3.13
SPHM300	3"	\$ 10.75
SPHM400	4"	\$ 15.66
SPHM600	6"	\$ 51.68
SPHM800	8"	\$ 93.01

## MALE ADAPTER

\*Not For Use With  
Hard Poly\*



Insert  
x  
Male

SPN050	1/2"	\$ 1.83
SPN075	3/4"	\$ 1.90
SPN100	1"	\$ 2.21
SPN125	1 1/4"	\$ 2.83
SPN150	1 1/2"	\$ 3.16
SPN200	2"	\$ 3.86
SPN300	3"	\$ 10.52
SPN400	4"	\$ 14.21
SPN500	5"	\$ 23.43
SPN600	6"	\$ 38.56

## UNION



Female  
x  
Female

230-007	3/4"	\$ 5.90
230-010	1"	\$ 7.34
230-012	1 1/4"	\$ 9.14
230-015	1 1/2"	\$ 11.71
230-020	2"	\$ 15.63

## BUSHING & PLUG SOLID ZINC

ZB755	3/4" x 1/2"	\$ 2.71
ZB175	1" x 3/4"	\$ 3.50



ZP75	3/4"	\$ 2.40
ZP1	1"	\$ 2.50

## 90° ELBOW



Female  
x  
Female

100-002	1/4"	\$ 1.85
100-003	3/8"	\$ 1.85
100-005	1/2"	\$ 1.23
100-007	3/4"	\$ 1.48
100-010	1"	\$ 2.77
100-012	1 1/4"	\$ 3.77
100-015	1 1/2"	\$ 4.98
100-020	2"	\$ 8.29
100-025	2 1/2"	\$ 18.92
100-030	3"	\$ 29.57
100-040	4"	\$ 51.17
100-060	6"	\$ 216.87

## 45° ELBOW



Female  
x  
Female

120-002	1/4"	\$ 2.49
120-003	3/8"	\$ 2.49
120-005	1/2"	\$ 1.91
120-007	3/4"	\$ 2.67
120-010	1"	\$ 3.06
120-012	1 1/4"	\$ 4.95
120-015	1 1/2"	\$ 5.90
120-020	2"	\$ 8.81
120-025	2 1/2"	\$ 25.41
120-030	3"	\$ 36.93
120-040	4"	\$ 61.89

## 90° STREET ELBOW



Female  
x  
Male

130-002	1/4"	\$ 2.55
130-003	3/8"	\$ 2.55
130-005	1/2"	\$ 2.63
130-007	3/4"	\$ 2.55
130-010	1"	\$ 3.47
130-012	1 1/4"	\$ 5.17
130-015	1 1/2"	\$ 6.37
130-020	2"	\$ 10.11
130-025	2 1/2"	\$ 25.49
130-030	3"	\$ 38.48
130-040	4"	\$ 63.52

## 45° STREET ELBOW



Female  
x  
Male

140-002	1/4"	\$ 3.13
140-003	3/8"	\$ 3.16
140-005	1/2"	\$ 2.76
140-007	3/4"	\$ 3.95
140-010	1"	\$ 4.89
140-012	1 1/4"	\$ 7.32
140-015	1 1/2"	\$ 8.86
140-020	2"	\$ 13.95

## NIPPLE

Longer or  
shorter sizes  
available



Short



Long

ITEM #	SIZE	LENGTH	PRICE
50215	1/4"	1 1/2"	\$ 0.98
50300	3/8"	1"	\$ 0.93
50315	3/8"	1 1/2"	\$ 1.05
50515	1/2"	1 1/2"	\$ 0.79
50520	1/2"	2"	\$ 0.79
50720	3/4"	2"	\$ 0.98
56101	1"	2"	\$ 1.46
51200	1 1/4"	1 3/8"	\$ 1.66
51225	1 1/4"	2 1/2"	\$ 1.96
51520	1 1/2"	2"	\$ 2.09
51530	1 1/2"	3"	\$ 2.32
52025	2"	2 1/2"	\$ 3.08
52030	2"	3"	\$ 3.08
52500	2 1/2"	2 1/2"	\$ 7.22
52540	2 1/2"	4"	\$ 8.70
53045	3"	4 1/2"	\$ 7.75
54040	4"	4"	\$ 14.19
54050	4"	5"	\$ 15.91

## TEE



Female  
x  
Female  
x  
Female

150-002	1/4"	\$ 2.42
150-003	3/8"	\$ 2.42
150-005	1/2"	\$ 2.45
150-007	3/4"	\$ 2.50
150-010	1"	\$ 3.62
150-012	1 1/4"	\$ 5.73
150-015	1 1/2"	\$ 7.15
150-020	2"	\$ 10.93
150-025	2 1/2"	\$ 27.29
150-030	3"	\$ 32.00
150-040	4"	\$ 75.67

## REDUCING TEE



Female  
x  
Female  
x  
Female

155-502	1/2" x 1/2" x 1/4"	\$ 2.88
155-503	1/2" x 1/2" x 3/8"	\$ 3.24
155-705	3/4" x 3/4" x 1/2"	\$ 3.46
155-105	1" x 1" x 1/2"	\$ 4.29
155-107	1" x 1" x 3/4"	\$ 4.29
155-121	1 1/4" x 1 1/4" x 1"	\$ 6.64
155-151	1 1/2" x 1 1/2" x 1"	\$ 8.22
155-201	2" x 2" x 1"	\$ 10.98
155-215	2" x 2" x 1 1/2"	\$ 12.78
155-302	3" x 3" x 2"	\$ 44.21

## BUSHING



Female  
x  
Male

200-705	3/4" x 1/2"	\$ 2.42
200-105	1" x 1/2"	\$ 2.90
200-107	1" x 3/4"	\$ 2.74
200-127	1 1/4" x 3/4"	\$ 3.26
200-121	1 1/4" x 1"	\$ 3.26
200-157	1 1/2" x 3/4"	\$ 4.74
200-151	1 1/2" x 1"	\$ 4.27
200-1512	1 1/2" x 1 1/4"	\$ 3.94
200-215	2" x 1 1/2"	\$ 4.57
200-252	2 1/2" x 2"	\$ 7.45
200-315	3" x 1 1/2"	\$ 10.16
200-302	3" x 2"	\$ 9.21
200-325	3" x 2 1/2"	\$ 9.74
200-402	4" x 2"	\$ 19.16
200-403	4" x 3"	\$ 20.28
200-604	6" x 4"	\$ 48.49

## CAP



Female

210-005	1/2"	\$ 1.28
210-007	3/4"	\$ 1.85
210-010	1"	\$ 2.03
210-012	1 1/4"	\$ 2.95
210-015	1 1/2"	\$ 3.34
210-020	2"	\$ 4.22
210-025	2 1/2"	\$ 12.29
210-030	3"	\$ 14.89
210-040	4"	\$ 27.50

## PLUG



Male

220-002	1/4"	\$ 1.42
220-003	3/8"	\$ 1.42
220-005	1/2"	\$ 1.79
220-007	3/4"	\$ 1.79
220-010	1"	\$ 1.95
220-012	1 1/4"	\$ 3.01
220-015	1 1/2"	\$ 3.60
220-020	2"	\$ 4.57
220-025	2 1/2"	\$ 8.90
220-030	3"	\$ 11.57
220-040	4"	\$ 22.32



# PVC PIPE FITTINGS SCH. 40

SLIP = GLUE OVER PIPE

SPIGOT = SAME SIZE AS PIPE

## COUPLING

429-005	1/2"	\$0.26
429-007	3/4"	\$0.37
429-010	1"	\$0.65
429-012	1 1/4"	\$0.90
429-015	1 1/2"	\$0.97
429-020	2"	\$1.48
429-025	2 1/2"	\$3.10
429-030	3"	\$4.53
429-040	4"	\$6.56
429-060	6"	\$19.00
429-080	8"	\$31.32



Slip x Slip

## REDUCING COUPLING

429-101	3/4"x1/2"	\$0.65
429-131	1"x3/4"	\$1.10
429-211	1 1/2"x1"	\$3.04
429-251	2"x1 1/2"	\$3.30
429-338	3"x2"	\$14.41
429-422	4"x3"	\$18.00
429-532	6"x4"	\$22.09
429-585	8"x6"	\$53.72



Slip x Slip

## MALE ADAPTER

436-005	1/2"	\$0.37
436-007	3/4"	\$0.41
436-010	1"	\$0.74
436-012	1 1/4"	\$0.86
436-015	1 1/2"	\$1.21
436-020	2"	\$1.59
436-030	3"	\$6.07
436-040	4"	\$7.75
436-060	6"	\$17.58
436-080	8"	\$74.29



Slip x Male

## REDUCING MALE ADAPTER

436-074	1/2"x3/4"	\$0.70
436-101	3/4"x1/2"	\$0.65
436-102	3/4"x1"	\$1.06
436-131	1"x3/4"	\$2.17
436-213	2"x1 1/2"	\$3.38
436-251	1 1/2"x2"	\$3.40
436-342	4"x3"	\$9.40



Male x Slip



Slip x Male

## FEMALE COUPLING

430-005	1/2"	\$0.51
430-007	3/4"	\$0.97
430-010	1"	\$1.27
430-012	1 1/4"	\$3.79



Female x Female

## REDUCING FEMALE ADAPTER

435-074	1/2"x3/4"	\$0.83
435-101	3/4"x1/2"	\$0.83
435-102	3/4"x1"	\$1.11
435-131	1"x3/4"	\$1.05



Slip Female

## SPIGOT FEMALE ADAPTER

478-007	3/4"	\$0.61
478-010	1"	\$0.92
478-012	1 1/4"	\$1.36
478-015	1 1/2"	\$1.60
478-020	2"	\$2.35
478-030	3"	\$7.43
478-040	4"	\$11.30



Spigot x Female

## FEMALE ADAPTER

435-005	1/2"	\$0.46
435-007	3/4"	\$0.59
435-010	1"	\$0.68
435-012	1 1/4"	\$1.01
435-015	1 1/2"	\$1.21
435-020	2"	\$1.62
435-025	2 1/2"	\$3.45
435-030	3"	\$4.90
435-040	4"	\$8.11
435-060	6"	\$25.43



Slip x Female

## SLIP FEMALE ELBOW

407-005	1/2"	\$0.48
407-007	3/4"	\$0.56
407-010	1"	\$1.11
407-012	1 1/4"	\$1.76
407-015	1 1/2"	\$2.06
407-020	2"	\$4.69
407-025	2 1/2"	\$10.10
407-030	3"	\$15.93
407-040	4"	\$22.44



Slip x Female

## FEMALE ELBOW

408-005	1/2"	\$1.00
408-007	3/4"	\$1.40
408-010	1"	\$3.15
408-012	1 1/4"	\$3.21
408-015	1 1/2"	\$3.60
408-020	2"	\$5.74



Female x Female

## MALE ELBOW

410-005	1/2"	\$0.86
410-007	3/4"	\$1.06
410-010	1"	\$1.77
410-012	1 1/4"	\$2.35
410-015	1 1/2"	\$2.46
410-020	2"	\$5.64
410-030	3"	\$18.46



Slip x Male

## 45° ELBOW

417-005	1/2"	\$0.65
417-007	3/4"	\$1.06
417-010	1"	\$1.20
417-012	1 1/4"	\$1.69
417-015	1 1/2"	\$2.22
417-020	2"	\$2.76
417-030	3"	\$9.51
417-040	4"	\$17.05
417-060	6"	\$37.20
417-080	8"	\$89.47



Slip x Slip

## 22 1/2° ELBOW

416-005	1/2"	\$0.92
416-007	3/4"	\$1.43
416-010	1"	\$1.72
416-012	1 1/4"	\$2.40
416-015	1 1/2"	\$3.17
416-020	2"	\$3.50
416-030	3"	\$13.57
416-040	4"	\$22.66
416-060	6"	\$53.13
416-080	8"	\$127.81



Slip x Slip

## ELBOW

406-005	1/2"	\$0.39
406-007	3/4"	\$0.44
406-010	1"	\$0.83
406-012	1 1/4"	\$1.40
406-015	1 1/2"	\$1.58
406-020	2"	\$2.47
406-025	2 1/2"	\$6.34
406-030	3"	\$7.99
406-040	4"	\$13.09
406-060	6"	\$38.69
406-080	8"	\$94.65



Slip x Slip

## REDUCING ELBOW

406-101	3/4"x1/2"	\$0.79
406-131	1"x3/4"	\$1.40
406-211	1 1/2"x1"	\$3.15
406-251	2"x1 1/2"	\$5.35



Slip x Slip

## SPIGOT ELBOW

409-005	1/2"	\$1.10
409-007	3/4"	\$1.36
409-010	1"	\$2.35
409-015	1 1/2"	\$3.10
409-020	2"	\$5.59
409-030	3"	\$11.33



Spigot x Slip

## STREET ELBOW

412-005	1/2"	\$1.21
412-007	3/4"	\$1.40
412-010	1"	\$2.42
412-012	1 1/4"	\$2.99
412-015	1 1/2"	\$3.43
412-020	2"	\$5.49



Male x Female

## REDUCING FEMALE TEE

402-074	1/2"x1/2"x3/4"	\$1.40
402-101	3/4"x3/4"x1/2"	\$0.90
402-130	1"x1"x1/2"	\$1.37
402-131	1"x1"x3/4"	\$1.96
402-209	1 1/2"x1 1/2"x1/2"	\$3.59
402-210	1 1/2"x1 1/2"x3/4"	\$3.59
402-211	1 1/2"x1 1/2"x1"	\$3.59
402-247	2"x2"x1/2"	\$4.30
402-248	2"x2"x3/4"	\$4.52
402-249	2"x2"x1"	\$4.52
402-251	2"x2"x1 1/2"	\$4.30
402-333	3"x3"x1/2"	\$12.80
402-334	3"x3"x3/4"	\$12.80
402-335	3"x3"x1"	\$12.80
402-337	3"x3"x1 1/2"	\$12.80
402-338	3"x3"x2"	\$12.80
402-417	4"x4"x1"	\$19.89
402-419	4"x4"x1 1/2"	\$20.33
402-420	4"x4"x2"	\$19.89
402-422	4"x4"x3"	\$19.89
402-528	6"x6"x2"	\$67.40
402-530	6"x6"x3"	\$64.02
402-532	6"x6"x4"	\$64.03



Slip x Slip x Female

## TEE

401-005	1/2"	\$0.51
401-007	3/4"	\$0.59
401-010	1"	\$1.11
401-012	1 1/4"	\$1.63
401-015	1 1/2"	\$2.09
401-020	2"	\$3.05
401-025	2 1/2"	\$8.47
401-030	3"	\$10.74
401-040	4"	\$19.43
401-060	6"	\$60.80
401-080	8"	\$140.99



Slip x Slip x Slip

## REDUCING TEE

401-101	3/4"x3/4"x1/2"	\$0.65
401-130	1"x1"x1/2"	\$1.16
401-131	1"x1"x3/4"	\$1.20
401-209	1 1/2"x1 1/2"x1/2"	\$3.16
401-210	1 1/2"x1 1/2"x3/4"	\$3.16
401-211	1 1/2"x1 1/2"x1"	\$3.16
401-212	1 1/2"x1 1/2"x1 1/4"	\$3.32
401-247	2"x2"x1/2"	\$3.10
401-248	2"x2"x3/4"	\$3.27
401-249	2"x2"x1"	\$3.10
401-250	2"x2"x1 1/4"	\$3.10
401-251	2"x2"x1 1/2"	\$3.10
401-335	3"x3"x1"	\$11.69
401-337	3"x3"x1 1/2"	\$11.69
401-338	3"x3"x2"	\$11.66
401-419	4"x4"x1 1/2"	\$18.46
401-420	4"x4"x2"	\$19.43
401-422	4"x4"x3"	\$19.43
401-532	6"x6"x4"	\$60.80
401-582	8"x8"x4"	\$133.94
401-585	8"x8"x6"	\$140.99



Slip x Slip x Slip

## FEMALE SLIP TEE

402-005	1/2"	\$0.65
402-007	3/4"	\$1.06
402-010	1"	\$1.96
402-012	1 1/4"	\$2.96
402-015	1 1/2"	\$3.41
402-020	2"	\$4.55
402-030	3"	\$16.17
402-040	4"	\$22.97



Slip x Slip x Female

## FEMALE TEE

405-005	1/2"	\$1.79
405-007	3/4"	\$2.81
405-010	1"	\$3.63
405-012	1 1/4"	\$4.77
405-015	1 1/2"	\$5.19
405-020	2"	\$6.86



Female x Female x Female

## SLIP Y

475-015	1 1/2"	\$6.47
475-020	2"	\$17.77
475-030	3"	\$29.29
475-040	4"	\$55.24



Slip x Slip x Slip

Pipe Fittings

# PVC PIPE FITTINGS SCH. 40



## MALE PLUG



450-005	1/2"	\$ 1.06
450-007	3/4"	\$ 1.20
450-010	1"	\$ 1.96
450-015	1 1/2"	\$ 2.21
450-020	2"	\$ 2.86
450-030	3"	\$ 5.31
450-040	4"	\$ 10.44
450-060	6"	\$ 28.45

## SLIP CAP



447-005	1/2"	\$ 0.37
447-007	3/4"	\$ 0.43
447-010	1"	\$ 0.68
447-015	1 1/2"	\$ 1.06
447-020	2"	\$ 1.27
447-030	3"	\$ 3.92
447-040	4"	\$ 8.92
447-060	6"	\$ 19.60
447-080	8"	\$ 43.47

## FEMALE CAP



448-005	1/2"	\$ 0.74
448-007	3/4"	\$ 0.90
448-010	1"	\$ 1.37
448-015	1 1/2"	\$ 1.70
448-020	2"	\$ 3.01
448-030	3"	\$ 5.13
448-040	4"	\$ 9.00
448-060	6"	\$ 19.49

## SLIP CROSS



420-005	1/2"	\$ 1.58
420-007	3/4"	\$ 2.63
420-010	1"	\$ 3.10
420-012	1 1/4"	\$ 3.63
420-015	1 1/2"	\$ 4.34
420-020	2"	\$ 6.07
420-030	3"	\$ 15.24
420-040	4"	\$ 20.99

## SNAP-ON SADDLE

- Slip Outlet
- Not Pressure Rated



463-020	2"	\$ 4.79
463-338	3" x 2"	\$ 14.95
463-420	4" x 2"	\$ 19.97
463-532	6" x 4"	\$ 32.03

## CLAMP-ON SADDLE

- Slip Outlet
- Pressure Rated



466-251	2" x 1 1/2"	\$ 31.38
466-338	3" x 2"	\$ 42.56
466-420	4" x 2"	\$ 54.53
466-532	6" x 4"	\$ 119.09

## BUSHING



Spigot  
x  
Slip

437-072	1/2" x 1/4"	\$ 0.74
437-101	3/4" x 1/2"	\$ 0.41
437-130	1" x 1/2"	\$ 0.78
437-131	1" x 3/4"	\$ 0.74
437-168	1 1/4" x 1"	\$ 1.01
437-209	1 1/2" x 1/2"	\$ 1.06
437-210	1 1/2" x 3/4"	\$ 1.06
437-211	1 1/2" x 1"	\$ 1.06
437-247	2" x 1/2"	\$ 1.76
437-248	2" x 3/4"	\$ 1.85
437-249	2" x 1"	\$ 1.85
437-251	2" x 1 1/2"	\$ 1.85
437-292	2 1/2" x 2"	\$ 2.82
437-335	3" x 1"	\$ 3.88
437-337	3" x 1 1/2"	\$ 3.68
437-338	3" x 2"	\$ 3.88
437-339	3" x 2 1/2"	\$ 3.68
437-420	4" x 2"	\$ 8.67
437-422	4" x 3"	\$ 8.67
437-530	6" x 3"	\$ 18.70
437-532	6" x 4"	\$ 19.69
437-585	8" x 6"	\$ 60.56

## BUSHING



Spigot  
x  
Female

438-072	1/2" x 1/4"	\$ 0.86
438-101	3/4" x 1/2"	\$ 0.68
438-130	1" x 1/2"	\$ 1.05
438-131	1" x 3/4"	\$ 1.11
438-168	1 1/4" x 1"	\$ 1.61
438-209	1 1/2" x 1/2"	\$ 1.96
438-210	1 1/2" x 3/4"	\$ 1.96
438-211	1 1/2" x 1"	\$ 1.96
438-247	2" x 1/2"	\$ 2.63
438-248	2" x 3/4"	\$ 2.63
438-249	2" x 1"	\$ 2.63
438-251	2" x 1 1/2"	\$ 2.63
438-292	2 1/2" x 2"	\$ 3.37
438-335	3" x 1"	\$ 3.88
438-337	3" x 1 1/2"	\$ 3.88
438-338	3" x 2"	\$ 3.88
438-339	3" x 2 1/2"	\$ 3.88
438-420	4" x 2"	\$ 8.65
438-422	4" x 3"	\$ 8.65
438-530	6" x 3"	\$ 25.62
438-532	6" x 4"	\$ 25.62

## BUSHING



Male  
x  
Female

439-052	3/8" x 1/4"	\$ 1.96
439-072	1/2" x 1/4"	\$ 1.96
439-073	1/2" x 3/8"	\$ 1.86
439-098	3/4" x 1/4"	\$ 1.21
439-101	3/4" x 1/2"	\$ 1.21
439-128	1" x 1/4"	\$ 1.70
439-130	1" x 1/2"	\$ 1.70
439-131	1" x 3/4"	\$ 1.70
439-168	1 1/4" x 1"	\$ 2.53
439-209	1 1/2" x 1/2"	\$ 2.90
439-210	1 1/2" x 3/4"	\$ 3.05
439-211	1 1/2" x 1"	\$ 3.05
439-212	1 1/2" x 1 1/4"	\$ 3.05
439-247	2" x 1/2"	\$ 3.27
439-248	2" x 3/4"	\$ 3.27
439-249	2" x 1"	\$ 3.27
439-251	2" x 1 1/2"	\$ 3.27
439-292	2 1/2" x 2"	\$ 8.81
439-337	3" x 1 1/2"	\$ 10.97
439-338	3" x 2"	\$ 10.97
439-339	3" x 2 1/2"	\$ 10.42
439-420	4" x 2"	\$ 30.46
439-422	4" x 3"	\$ 23.55

## SLIP UNION



457-005	1/2"	\$ 3.41
457-007	3/4"	\$ 3.88
457-010	1"	\$ 4.20
457-012	1 1/4"	\$ 11.80
457-015	1 1/2"	\$ 12.93
457-020	2"	\$ 17.44
457-030	3"	\$ 36.26
457-040	4"	\$ 50.20

## THREADED UNION



458-005	1/2"	\$ 3.82
458-007	3/4"	\$ 6.71
458-010	1"	\$ 9.18
458-012	1 1/4"	\$ 13.71
458-015	1 1/2"	\$ 14.76
458-020	2"	\$ 18.11
458-030	3"	\$ 38.49
458-040	4"	\$ 48.52

## PVC FLANGE



FLPS2	2"	\$ 8.00
FLPS3	3"	\$ 23.00
FLPS4	4"	\$ 29.00
FLPS6	6"	\$ 45.00
FLPS8	8"	\$ 77.50

Note: Use Half Nipples For MPT

## THREADED POLY NIPPLE



ITEM #	SIZE	LENGTH	PRICE
62221	1/2"	1 3/4"	\$ 0.91
60554	3/4"	1 7/8"	\$ 1.35
60555	1"	1 1/4"	\$ 1.61
62225	1"	4"	\$ 1.88
60556	1 1/4"	2 1/4"	\$ 1.75
60547	1 1/2"	3"	\$ 2.29
62229	1 1/2"	4"	\$ 4.28
60548	2"	3 1/8"	\$ 2.57
62192	2"	4"	\$ 4.85
62193	2"	6"	\$ 5.58
61769	3"	4"	\$ 7.71
62232	3"	6"	\$ 10.26
62467	4"	4 1/2"	\$ 10.50

## HALF NIPPLE

Spigot x Male Thread



ITEM #	SIZE	LENGTH	PRICE
1883-020	3/4"	2"	\$ 3.02
1884-025	1"	2 1/2"	\$ 3.46
1886-025	1 1/2"	2 1/2"	\$ 3.86
1887-025	2"	2 1/2"	\$ 4.92
1889-030	3"	3"	\$ 16.36
1890-040	4"	4"	\$ 20.15
1892-045	6"	4 1/2"	\$ 33.64
1893-050	8"	5"	\$ 53.06

## REPAIR COUPLING

Compression



S11015	1 1/2"	\$ 12.88
S11020	2"	\$ 16.75
S11030	3"	\$ 40.35
S11040	4"	\$ 66.37
S11060	6"	\$ 150.94

## REPAIR COUPLING

Slip



S11815	1 1/2"	\$ 17.98
S11820	2"	\$ 27.22
S11830	3"	\$ 49.31
S11840	4"	\$ 86.31
S11860	6"	\$ 211.19

## REPAIR COUPLING



- Easy To Install
- Repair Coupling For SDR21 & SDR26 PVC Pipe

P1578-01	4"	\$ 64.00
P1578-02	6"	\$ 98.00
P1578-03	8"	\$ 124.00

## FLANGE GASKET



FLG3	3"	\$ 2.78
FLG4	4"	\$ 3.31
FLG6	6"	\$ 4.23
FLG8	8"	\$ 5.52

Pipe Fittings



# PVC FITTINGS SCH. 80

COUPLING	FEMALE COUPLING	TEE	SLIP BUSHING
 <b>829-020</b> .....2"..... \$ 7.62 <b>829-030</b> .....3"..... \$ 18.76 Slip x Slip <b>829-040</b> .....4"..... \$ 22.98 <b>829-060</b> .....6"..... \$ 49.45 <b>829-080</b> .....8"..... \$ 63.94	 <b>830-020</b> .....2"..... \$ 14.09 <b>830-030</b> .....3"..... \$ 36.66 <b>830-040</b> .....4"..... \$ 63.49 Female x Female <b>830-060</b> .....6"..... \$ 178.52 *Also used as break-away couplers <b>830-080</b> .....8"..... \$ 163.42	 <b>801-020</b> .....2"..... \$ 19.99 <b>801-030</b> .....3"..... \$ 23.97 Slip x Slip x Slip <b>801-040</b> .....4"..... \$ 29.25 <b>801-060</b> .....6"..... \$ 99.86 <b>801-080</b> .....8"..... \$ 220.01	 <b>837-422</b> .....4" x 3"..... \$ 26.95 <b>837-530</b> .....6" x 3"..... \$ 37.48 Slip x Slip <b>837-532</b> .....6" x 4"..... \$ 39.45 <b>837-585</b> .....8" x 6"..... \$ 91.18
90° ELBOW	MALE ADAPTER	REDUCING TEE	FEMALE BUSHING
 <b>806-020</b> .....2"..... \$ 5.82 <b>806-030</b> .....3"..... \$ 14.02 Slip x Slip <b>806-040</b> .....4"..... \$ 20.87 <b>806-060</b> .....6"..... \$ 59.38 <b>806-080</b> .....8"..... \$ 155.48	 Slip x Male <b>836-015</b> .....1½"..... \$ 10.13 <b>836-020</b> .....2"..... \$ 15.43 <b>836-030</b> .....3"..... \$ 19.46 <b>836-040</b> .....4"..... \$ 32.19 <b>836-060</b> .....6"..... \$ 71.51 <b>836-080</b> .....8"..... \$ 163.42	 Slip x Slip x Slip <b>801-338</b> .....3" x 2"..... \$ 21.88 <b>801-422</b> .....4" x 3"..... \$ 35.36 <b>801-530</b> .....6" x 3"..... \$ 74.37 <b>801-532</b> .....6" x 4"..... \$ 94.86 <b>801-585</b> .....8" x 6"..... \$ 220.01	 Slip x Female <b>838-422</b> .....4" x 3"..... \$ 43.47 <b>838-528</b> .....6" x 2"..... \$ 52.72 <b>838-530</b> .....6" x 3"..... \$ 50.08 <b>838-532</b> .....6" x 4"..... \$ 50.08
45° ELBOW	FEMALE ADAPTER	VICTAULIC NIPPLE	VICTAULIC CLAMP
 Slip x Slip <b>817-030</b> .....3"..... \$ 29.90 <b>817-040</b> .....4"..... \$ 53.82 <b>817-060</b> .....6"..... \$ 71.36 <b>817-080</b> .....8"..... \$ 146.97	 Slip x Female <b>835-020</b> .....2"..... \$ 19.22 <b>835-030</b> .....3"..... \$ 31.74 <b>835-040</b> .....4"..... \$ 57.43 <b>835-060</b> .....6"..... \$ 67.99 <b>835-080</b> .....8"..... \$ 127.83	 SLIP <b>VICN2S</b> .....2"..... \$ 5.07 <b>VICN2SS</b> .....2½"..... \$ 15.02 <b>VICN3S</b> .....3"..... \$ 20.76 <b>VICN4S</b> .....4"..... \$ 20.76 <b>VICN5S</b> .....5"..... \$ 36.93 <b>VICN6S</b> .....6"..... \$ 43.93 Note: Also Available in MPT	 <b>VICCL2</b> .....2"..... \$ 8.00 <b>VICCL3</b> .....3"..... \$ 10.50 <b>VICCL4</b> .....4"..... \$ 13.50 <b>VICCL5</b> .....5"..... \$ 18.00 <b>VICCL6</b> .....6"..... \$ 28.00 CLAMP SEAL ONLY <b>VICGA3</b> .....3"..... \$ 4.50 <b>VICGA4</b> .....4"..... \$ 4.75 <b>VICGA6</b> .....6"..... \$ 6.00

Pipe Fittings

# BLACK POLY FITTINGS

COUPLING	REDUCING COUPLING	REDUCING ADAPTER	REDUCING NIPPLE	TANK ADAPTER
 <b>C050</b> .....½"..... \$ 2.47 <b>C075</b> .....¾"..... \$ 2.58 <b>C1</b> .....1"..... \$ 2.84 <b>C125</b> .....1¼"..... \$ 3.48 <b>C15</b> .....1½"..... \$ 5.92 <b>C2</b> .....2"..... \$ 6.18 <b>C3</b> .....3"..... \$ 15.86	 <b>RC5075</b> .....½"x¾"..... \$ 0.45 <b>RC0751</b> .....¾"x1"..... \$ 0.57 <b>RC152</b> .....1½"x2"..... \$ 2.39	 <b>RA5075</b> .....½" x ¾"..... \$ 0.57 <b>RA0751</b> .....¾" x 1"..... \$ 0.66 <b>RA1075</b> .....1" x ¾"..... \$ 0.54 <b>RA152</b> .....1½" x 2"..... \$ 2.27	 <b>RN5075</b> .....½"x¾"..... \$ 1.32 <b>RN0751</b> .....¾"x1"..... \$ 1.47 <b>RN115</b> .....1"x1½"..... \$ 2.45 <b>RN152</b> .....1½"x2"..... \$ 2.19 <b>RN23</b> .....2"x3"..... \$ 7.10 <b>RN34</b> .....3"x4"..... \$ 10.03	 <b>TKAD075</b> .....¾"..... \$ 4.50 <b>TKAD1</b> .....1"..... \$ 4.75 <b>TKAD15</b> .....1½"..... \$ 7.00 <b>TKAD2</b> .....2"..... \$ 7.85 <b>TKAD3</b> .....3"..... \$ 32.74
ELBOW	STREET ELBOW	MALE TEE	FEMALE TEE	CROSS
 <b>E75</b> .....¾"..... \$ 2.42 <b>E1</b> .....1"..... \$ 2.90 <b>E125</b> .....1¼"..... \$ 3.43 <b>E15</b> .....1½"..... \$ 5.16 <b>E2</b> .....2"..... \$ 5.96 <b>E3</b> .....3"..... \$ 25.99	 <b>SE75</b> .....¾"..... \$ 2.58 <b>SE1</b> .....1"..... \$ 2.84 <b>SE125</b> .....1¼"..... \$ 3.48 <b>SE15</b> .....1½"..... \$ 5.16 <b>SE2</b> .....2"..... \$ 6.10 <b>SE3</b> .....3"..... \$ 24.93	 <b>MT75</b> .....¾"..... \$ 0.39 <b>MT1</b> .....1"..... \$ 0.73 <b>MT15</b> .....1½"..... \$ 2.52 <b>MT2</b> .....2"..... \$ 3.57	 <b>FT75</b> .....¾"..... \$ 2.67 <b>FT1</b> .....1"..... \$ 3.48 <b>FT125</b> .....1¼"..... \$ 4.18 <b>FT15</b> .....1½"..... \$ 6.17 <b>FT2</b> .....2"..... \$ 7.39 <b>FT3</b> .....3"..... \$ 28.33	 <b>62262</b> .....¾"..... \$ 8.30 <b>62263</b> .....1"..... \$ 8.89 <b>62265</b> .....1½"..... \$ 13.99 <b>62202</b> .....2"..... \$ 14.44

# HOSE CLAMPS

## HEAVY DUTY BOLT CLAMPS

Heavy Duty bolt clamps are designed for positive sealing on high pressure applications. (Part # is also clamp size in MM).

PART #	SIZE	HOSE TYPE	PRICE
31-34W4	1 1/4"	Layflat	\$ 5.25
37-40W4	1 1/4"	Suction	\$ 5.25
43-47W4	1 1/2"	Layflat	\$ 5.15
47-51W4	1 1/2"	Suction	\$ 5.75
52-55W4	2"	Layflat	\$ 6.00
59-63W4	2"	Suction	\$ 6.25
79-85W4	3"	Layflat	\$ 9.00
85-91W4	3"	Suction	\$ 9.00
104-112W2	4"	Layflat	\$ 4.75
112-121W2	4"	Suction	\$ 4.75
130-140W2	5"	Layflat	\$ 6.75
140-150W2	5"	Suction	\$ 6.75
150-162W2	6"	Layflat	\$ 7.25
162-174W2	6"	Suction	\$ 7.25
200-213W2	8"	Layflat	\$ 8.00
213-226W2	8"	Suction	\$ 8.00
252-265W2	10"	Layflat	\$ 15.00



4" - 6" have  
Zinc Bolts

## STANDARD CLAMPS

A quality USA made screw driver clamp. All Stainless Steel construction. Heavy 9/16" Band.



PART #	SIZE	BOX OF 10	PRICE
62604	1/4"	\$ 7.75	\$ 0.83 (5/16" Band)
6706	1/2"	\$ 7.75	\$ 0.83 (1/2" Band)
6808	1/2"	\$ 10.75	\$ 1.13
6812	3/4"	\$ 11.00	\$ 1.15
6816	1"	\$ 11.00	\$ 1.15
6820	1 1/4"	\$ 11.25	\$ 1.18
6824	1 1/2"	\$ 11.25	\$ 1.18
6832	2"	\$ 11.50	\$ 1.25
6852	3"	\$ 17.00	\$ 1.75
6872	4"	\$ 19.75	\$ 2.05
68104	6"	\$ 24.50	\$ 2.58



## HEAVY DUTY 2-BOLT CLAMP



HOSE SIZE	PRICE
DBC4	4" \$ 9.75
DBC5	5" \$ 15.00
DBC6	6" \$ 15.50
DBC8	8" \$ 29.00

## BAND CLAMPS

Stainless Steel band. Requires tightening tool.



HOSE SIZE	PRICE
SSCP2	2" \$ 2.10
SSCP3	3" \$ 3.00
SSCP4	4" \$ 3.00
SSCP5	5" \$ 4.50
SSCP6	6" \$ 5.00

## Strapbinder Band Clamp Tightening Tool



CP300 \$ 120.00

# CAMLOCK QUICK COUPLERS



Male Coupler x Female NPT	Female Coupler x Male NPT	Female Coupler x Hose	Female Coupler x Female NPT	Male Coupler x Hose	Male Coupler x Male NPT
PART A	PART B	PART C	PART D	PART E	PART F
ALA15	ALB15	ALC15	ALD15	ALE15	ALF15
ALA2	ALB2	ALC2	ALD2	ALE2	ALF2
ALA3	ALB3	ALC3	ALD3	ALE3	ALF3
ALA4	ALB4	ALC4	ALD4	ALE4	ALF4
ALA6	ALB6	ALC6	ALD6	ALE6	ALF6
ALA8	ALB8	ALC8	ALD8	ALE8	ALF8
PPA1	PPB1	PPC1	PPD1	PPE1	PPF1
PPA15	PPB15	PPC15	PPD15	PPE15	PPF15
PPA2	PPB2	PPC2	PPD2	PPE2	PPF2

## POLY

### PLASSON QUICK COUPLER

These plastic quick couplers can be used for sprinkler-riser quick connections. When disconnected, female part closes off with valve and also ends with cover; 3/4" MPT.



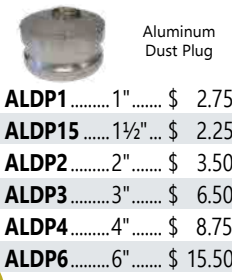
PLAS75M	3/4" Male	\$ 5.00
PLAS75F	3/4" Female	\$ 9.00
PLAS1F	1" Female	\$ 9.50

### POLY ELBOWS



PPA290	2"	\$6.00
PPC290	2"	\$14.25
#PPA290	Male Coupler x Female NPT	
#PPC290	Female Coupler x Hose	

### QC PLUG



QC PLUG	PRICE
ALDP1	1" \$ 2.75
ALDP15	1 1/2" \$ 2.25
ALDP2	2" \$ 3.50
ALDP3	3" \$ 6.50
ALDP4	4" \$ 8.75
ALDP6	6" \$ 15.50

### QC CAP



QC CAP	PRICE
PPDC1	1" \$ 7.00
ALDC15	1 1/2" \$ 6.25
ALDC2	2" \$ 6.50
ALDC3	3" \$ 10.00
ALDC4	4" \$ 15.00
ALDC6	6" \$ 26.00
ALDC8	8" \$ 107.50

### QC GASKET



QC GASKET	PRICE
QCG1	1" \$0.65
QCG15	1 1/2" \$0.70
QCG2	2" \$0.75
QCG3	3" \$0.95
QCG4	4" \$1.50
QCG6	6" \$1.75
QCG8	8" \$4.25

# PVC & BRASS VALVES

## PVC BALL VALVE



Full Flow  
Max: 150 PSI

### THREADED

PBV05T	1/2"	\$ 2.50
PBV075T	3/4"	\$ 3.00
PBV1T	1"	\$ 4.25
PBV125T	1 1/4"	\$ 6.00
PBV15T	1 1/2"	\$ 7.25
PBV2T	2"	\$10.50
PBV3T	3"	\$48.00
PBV4T	4"	\$97.00

### SLIP

PBV05S	1/2"	\$ 2.50
PBV075S	3/4"	\$ 3.00
PBV1S	1"	\$ 4.25
PBV125S	1 1/4"	\$ 6.00
PBV15S	1 1/2"	\$ 7.25
PBV2S	2"	\$10.50
PBV3S	3"	\$54.00
PBV4S	4"	\$88.00

## PVC CHECK VALVE



Spring Loaded

### THREADED

PCV075T	3/4"	\$ 15.50
PCV1T	1"	\$20.00
PCV15T	1 1/2"	\$31.50
PCV2T	2"	\$42.00
PCV3T	3"	\$75.00

### SLIP

PCV075S	3/4"	\$ 15.50
PCV1S	1"	\$21.00
PCV15S	1 1/2"	\$27.00
PCV2S	2"	\$42.00
PCV3S	3"	\$57.00

### SWING

PCV4S	4"	\$87.00
PCV6S	6"	\$210.00

## POLY VALVE

Poly valves to use with fertilizer applications



60526	1 1/2"	\$ 27.00
62287	2"	\$ 31.00
60545	2" x 90°	\$ 38.00
61720	3"	\$ 90.00
62787	4"	\$ 195.00

## UNION BALL VALVE



### SIZE

UBV1	1"	\$ 12.50
UBV15	1 1/2"	\$ 21.50
UBV2	2"	\$ 32.00
UBV3T	3"	\$127.00
UBV3S	3" Slip	\$166.00
UBV4S	4" Slip	\$295.00

## BUTTERFLY VALVE

Ductile Iron with Stainless Steel Rod  
\*Also available with Stainless Steel Disc



### HAND LEVER

BFBV3	3"	\$ 47.00
BFBV4	4"	\$ 75.00
BFBV6	6"	\$102.00
BFBV8	8"	\$160.00



### GEARED WITH HAND WHEEL

BFG4	4"	\$ 114.00
BFG6	6"	\$ 178.00
BFG8	8"	\$ 260.00
BFG10	10"	\$ 471.00

\*Now with Stainless Steel Disc

### PVC SLIP FLANGE ONLY

FLPS3	3"	\$ 21.75
FLPS4	4"	\$ 27.50
FLPS6	6"	\$ 43.00
FLPS8	8"	\$ 78.00

\* Use Half Nipples for MPT

## BRASS BALL VALVE



Full Flow  
Max: 400 PSI

### THREADED

BV025	1/4"	\$ 3.75
BV037	3/8"	\$ 3.75
BV05	1/2"	\$ 3.75
BV075	3/4"	\$ 5.75
BV100	1"	\$10.00
BV125	1 1/4"	\$15.00
BV15	1 1/2"	\$21.00
BV2	2"	\$35.00
BV3	3"	\$120.00
BV4	4"	\$165.00

## BRASS GATE VALVE



Full Flow  
Max: 150 PSI

### THREADED

GV075	3/4"	\$ 9.00
GV1	1"	\$13.50
GV125	1 1/4"	\$18.50
GV15	1 1/2"	\$21.50
GV2	2"	\$34.00
GV3	3"	\$88.00
GV4	4"	\$146.00

## BRASS CHECK VALVE



200 PSI Full Flow  
3/4" to 2" have Rubber Seat

### SWING

CV075	3/4"	\$ 12.00
CV1	1"	\$16.25
CV15	1 1/2"	\$34.00
CV2	2"	\$50.50
CV3	3"	\$92.00
CV4	4"	\$151.00



Spring Loaded w/  
Rubber Seat

### SPRING

CVS075	3/4"	\$ 11.00
CVS1	1"	\$12.50
CVS15	1 1/2"	\$24.00
CVS2	2"	\$39.00
CVS3	3"	\$164.00
CVS4	4"	\$336.00

## BRASS FOOT VALVE



Brass with Stainless  
Steel Screen



### MAX GPM

FV075	3/4"	20	\$ 8.00
FV1	1"	30	\$11.00
FV125	1 1/4"	42	\$15.50
FV15	1 1/2"	60	\$22.00
FV2	2"	100	\$35.00
FV3	3"	150	\$130.00
FV4	4"	280	\$228.00

# Misc. Valves

## PRESSURE RELIEF



Adjustable Pressure  
Relief Valves

### APPROX GPM AT 50 PSI

RV1	1"	25	\$ 63.50
RV125	1 1/4"	44	\$108.00
RV15	1 1/2"	68	\$110.00
RV2	2"	132	\$208.00

## AIR VENT



1" MPT

Continuous Duty Air Vent  
Releases Air Under Pressure

AVC1	1"	\$ 18.00
AVC2	2"	\$ 38.00



3/4" MPT



1" MPT



2" MPT

Air Relief for Mainlines

AV75	3/4"	\$30.00
AV1	1"	\$ 7.00
AV2	2"	\$27.00

## BOILER DRAIN



3/4" NPT connection with  
Garden Hose port; Brass

### MALE NPT

BDM75	3/4"	\$ 7.00
-------	------	---------

### FEMALE NPT

BDF75	3/4"	\$ 6.00
-------	------	---------

Quarter-turn hose bib ball  
valve; 3/4" MPT

### BRASS

BV075B	3/4"	\$ 9.00
--------	------	---------

## UNDERGROUND FLUSH / DRAIN VALVE




• Closes @ 7 PSI  
• 2" Required Minimum Flow 30 GPM

DRAIN	3/4"	\$ 5.00
FCH-2H	2"	\$ 17.00

### VALVE KEY

Key for underground flush valves.



VK60	60"	\$ 54.00
------	-----	----------



# FLOW METERS

## FLOW METER

Machined Acrylic body. Stainless Steel Hardware. Mounts in Sch. 40 PVC pipe.



	GPM	
<b>30100P</b> ..... 1".....	5-35.....	\$ 100.00
<b>30150P</b> ..... 1½".....	10-70.....	\$ 100.00
<b>30200P</b> ..... 2".....	20-120.....	\$ 103.00
<b>30300P</b> ..... 3".....	45-240.....	\$ 103.00
<b>30400P</b> ..... 4".....	75-420.....	\$ 114.00
<b>30600P</b> ..... 6".....	170-1,100.....	\$ 185.00

## FLOW METER & TOTALIZER

Digital, Battery Powered



	GPM	
<b>RT075</b> ..... ¾".....	3-30.....	\$ 450.00
<b>RT100</b> ..... 1".....	5-50.....	\$ 450.00
<b>RT150</b> ..... 1½".....	15-150.....	\$ 450.00
<b>RT200</b> ..... 2".....	30-300.....	\$ 465.00
<b>RT300</b> ..... 3".....	60-600.....	\$ 585.00
<b>RT400</b> ..... 4".....	100-1,000.....	\$ 585.00
<b>RT600</b> ..... 6".....	250-2,500.....	\$ 585.00
<b>RT800</b> ..... 8".....	400-4,000.....	\$ 585.00

## FLOW METER & TOTALIZER

Bermad M10 flow meter and totalizer. Grooved vicaltic connection.



<b>M10-2</b> ..... 2".....	\$ 710.00
<b>M10-3</b> ..... 3".....	\$ 990.00
<b>M10-4</b> ..... 4".....	\$ 1,224.00
<b>M10-6</b> ..... 6".....	\$ Call

\* Victaulic Clamp; Page 22

## FLOW METERS FOR FERTILIZER INJECTORS

1/4" flow meter. Used on the Mixamatic & ¾" to 1½" Mazzei injectors.

	GPH	
<b>VFA-43</b> .....	3-20.....	\$ 34.00
<b>VFA-44</b> .....	8-40.....	\$ 34.00



0 to 100 GPH flow meter for 2" and 3" Mazzei injector.

**RMB-85** ..... \$ 53.00



0.2 to 2.2 GPM flow meter for 4" Mazzei injector.

**RMC-142** ..... \$ 120.00



### MOUNTING KIT FOR VFA METERS

<b>MMK-S</b> .....	\$ 7.75 (M384 - M584 Mazzei)
<b>MMK-M</b> .....	\$ 15.50 (M1078-2 & M1078-3 Mazzei)
<b>MMK-L</b> .....	\$ 20.00 (M1583 Mazzei)

## FLOW METER

0.1 to 10.5 GPM digital flow meter with totalizer. GH Thread.

**WFM75**..... ¾"..... \$ 35.00



# ZONING MANIFOLDS WITH VALVES & REGULATORS

**Note:** When placing an order, please specify Inlet and Outlet connection and what PSI regulator you need.

Irrigation Supplies

## MANIFOLD A



2" Inlet & Outlet; 2" Regulator (20-80 GPM)

**ZMA**..... \$ 100.00

## MANIFOLD B



1½" Inlet & Outlet. 1½" Regulator (10-40 GPM)

**ZMB**..... \$ 53.00

## MANIFOLD C



2" Inlet & Outlet. Inlet ell, tee or straight adapter. 2" Regulator (20-80 GPM)

**ZMC**..... \$ 110.00


## MANIFOLD D



3" Inlet & 2" Outlet. Inlet ell, tee or straight adapter. 2-2" 4 (20-80 GPM) or 6 (35-175 GPM) Spring Regulators.

**ZMD4** ..... 4 Spring..... \$ 238.00  
**ZMD6** ..... 6 Spring..... \$ 435.00

## MANIFOLD E



1½" or 2" Inlet & 1½" Outlet. Inlet ell, tee or straight adapter. 2-1½" Regulators (10-40 GPM)

**ZME**..... \$ 107.00

## MANIFOLD F



1½" Inlet & Outlet. Inlet ell, tee or straight adapter. 1½" Regulator (10-40 GPM)

**ZMF**..... \$ 56.00























## MANIFOLD G



2" Inlet & Outlet. Inlet ell, tee or straight adapter. 2" Regulator (20-80 GPM)

**ZMG4** ..... 4 Spring..... \$ 126.00  
**ZMG6** ..... 6 Spring..... \$ 218.00

# GARDEN HOSE FITTINGS

DOUBLE FEMALE SWIVEL	MALE X FEMALE ADP.	DOUBLE MALE ADP.	GH MALE X FEMALE
 Brass <b>30006</b> .... GH x 3/4" NPT... \$ 3.25 <b>30001</b> .... GH x 1/2" NPT... \$ 3.25 <b>30011</b> .... GH x GH..... \$ 3.25	 Brass <b>30073</b> .... GH x 3/4" NPT... \$ 2.50 <b>30068</b> .... GH x 1/2" NPT... \$ 2.50 <b>30093</b> .... 3/4" MPT x GH.. \$ 2.50	 Brass <b>30063</b> .... GH x 3/4" NPT... \$ 3.25 <b>30058</b> .... GH x 1/2" NPT... \$ 3.25 <b>30099</b> .... GH x GH..... \$ 3.25	 Brass Swivel 3/4" Male x 3/4" Female Hose Thread <b>HS75</b> .... GH x GH..... \$ 13.00
FEMALE X INSERT	FEMALE X MALE SWIVEL	COUPLING SET	FEMALE COUPLING
 Plastic Swivel <b>500-007</b> .... GH x 3/4" ..... \$ 3.75 <b>500-010</b> .... GH x 1" ..... \$ 3.75	 Plastic Swivel <b>534-007</b> .... GH x 3/4" NPT.... \$ 3.25	 Brass <b>30027</b> ..... 1/2" ..... \$ 6.00 <b>30028</b> ..... 5/8" ..... \$ 6.00 <b>30029</b> ..... 3/4" ..... \$ 6.00	 Brass <b>30032</b> ..... 1/2" ..... \$ 3.00 <b>30033</b> ..... 5/8" ..... \$ 3.00 <b>30034</b> ..... 3/4" ..... \$ 3.00
MALE COUPLING	MALE ADAPTER	FEMALE MENDER	HOSE MENDER
 Brass <b>30040</b> ..... 1/2" ..... \$ 3.00 <b>30041</b> ..... 5/8" ..... \$ 3.00 <b>30042</b> ..... 3/4" ..... \$ 3.00	 <b>01MZ</b> ..... Brass Mender ..... \$ 6.00 <b>01M</b> ..... Plastic Mender ..... \$ 1.75	 <b>01FZ</b> ..... Brass Mender ..... \$ 6.00 <b>01F</b> ..... Plastic Mender... \$ 1.85	 <b>01HMZ</b> ..... 5/8" & 3/4" Zinc..... \$ 8.50 <b>01HM</b> ..... 5/8" & 3/4" Plastic.... \$ 2.75
Quick Coupler	Shut-off Valve	"Y" Valve	Manifold
 Brass <b>09QCM</b> ... Male ..... \$ 5.25 <b>09QCF</b> ... Female..... \$ 8.00 <b>09QC</b> ..... Coupler Set. \$ 11.50	 <b>07V</b> ..... Plastic ..... \$ 2.25 <b>07VZ</b> ..... Zinc ..... \$ 4.50 <b>FFV10</b> ..... Plastic; Full Flow... \$ 5.00 <b>07VF</b> ..... Aluminum; Full Flow.. \$ 7.25 <b>GHW</b> ..... G.H. Washer ..... \$ 1.20	 Full Flow Zinc <b>17P</b> ..... Plastic ..... \$ 3.50 <b>15Z</b> ..... Zinc ..... \$ 6.50 <b>15ZF</b> ... Alum.; Full Flow... \$ 10.50	 Zinc <b>AY4FFM</b> ..... 4-Way ..... \$ 18.00
DRAMM VALVE	WONDER WATER	ALUMINUM HANDLE	DRAMM NOZZLE HEADS
 <b>DRAMM65C</b> ..... Plastic..... \$ 15.00 <b>DRAMM300</b> ..... Brass..... \$ 20.00	 Highest quality nozzle, shutoff, strainer and soft water pattern for watering seedlings. <b>WW20</b> ..... Wonder Water... \$ 31.00	 Aluminum Handle <b>124G</b> .... 24" ..... \$ 10.00 <b>136G</b> .... 36" ..... \$ 12.00 <b>148G</b> .... 48" ..... \$ 14.00 <b>148GB</b> ... 48" w/ 90° Bend .. \$ 15.00	 <b>GPM</b> <b>9636R</b> ..... Red ..... 8 ..... \$ 13.00 <b>9636O</b> ..... Orange..... 8 ..... \$ 13.00 <b>9636Y</b> ..... Yellow ..... 8 ..... \$ 13.00 <b>400AL</b> ..... Aluminum..... 11 ..... \$ 15.00 <b>9636B</b> ..... Blue(light wt)..... 11 ..... \$ 7.50
MERRILL HYDRANT	NOZZLES		
 <ul style="list-style-type: none"> <li>• Top Quality</li> <li>• 3' Bury Depth</li> <li>• Frost Proof</li> <li>• Spring Loaded Seal</li> <li>• Stainless Steel Rod</li> <li>• 3/4" or 1" FPT Base</li> </ul> <b>HYD75</b> ..... 3/4" ..... 20 GPM ..... \$ 125.00 <b>HYD100</b> ..... 1" ..... 28 GPM ..... \$ 162.00	 <b>G571 22702 D571 22730 G1001</b> <b>Garden Hose Nozzles</b> <b>G571</b> ..... Supreme..... \$ 6.50 <b>D571</b> ..... Insulated ..... \$ 11.00 <b>22702</b> ..... Adjustable ..... \$ 10.00 <b>22730</b> ..... Touch n' Flow ..... \$ 14.00 <b>G1001</b> ..... Fireman Style ..... \$ 32.00		

Irrigation Supplies

# GARDEN HOSES

## DRAMM

- Resists kinking
- HD octagon-shaped; commercial grade
- Coils easily even in cold weather
- Crush proof, nickel-plated coupling
- Working pressure up to 130 PSI; bursting 500 PSI
- Lower working pressure with warm water
- Lifetime guarantee to the consumer



PART #	SIZE	PRICE
D625-25GH	5/8" x 25'	\$ 51.00
D625-50GH	5/8" x 50'	\$ 62.00
D625-75GH	5/8" x 75'	\$ 108.00
D625-100GH	5/8" x 100'	\$ 115.00
D750-25GH	3/4" x 25'	\$ 54.00
D750-50GH	3/4" x 50'	\$ 100.00
D750-75GH	3/4" x 75'	\$ 142.00
D750-100GH	3/4" x 100'	\$ 155.00



## Kuriyama

- High Quality Flexible Hose
- 250 PSI Working Pressure
- Industrial Grade



PART #	SIZE	PRICE
BGH25	3/4" x 25'	\$ 56.00
BGH50	3/4" x 50'	\$ 94.00
BGH75	3/4" x 75'	\$ 132.00
BGH10	3/4" x 100'	\$ 165.00
BULK HOSE		
K1136-12	3/4"	\$1.48/Ft
K1136-16	1"	\$1.92/Ft
HSE75	Crimped on GH Ends	\$ 11.95

# PRESSURE REGULATORS

Pressure regulators are recommended for all drip irrigation systems. If no pressure regulators are used, high pressure surges or high pressure operations can cause damage to drip tape. Regulators should be installed close to the field being irrigated. The regulators have springs to maintain a constant pressure, these springs can be changed to change the pressure. NOTE; Flow rate on all regulators must be matched to your drip irrigation system or field size.

These pressure regulators are flow activated, water must be flowing through to make them work.

**SPECIFY PRESET PSI WHEN ORDERING**

Model	Size	Flow Rate	Preset Choice	Price
PRLG-007-10	3/4"	1/2-7 GPM	10 PSI HOSE THREAD	\$9.00
PSR-007	3/4"	1/2-15 GPM	12, 15, 20, 25, 30, 35, 40, 50 PSI	\$9.00
PMR-010	1"	2-20 GPM	12, 15, 20, 30, 35, 40, 50 PSI	\$13.00
32PVR2	1 1/2"	10-40 GPM	12, 15, 20, 30, 35, 43, 50 PSI	\$36.00
220-4	2" (4 Spring)	20-80 GPM	12, 15, 20, 30, 35, 43, 50 PSI	\$82.00
220-6	2" (6 Spring)	35-105 GPM	12, 15, 20, 30, 35, 43, 50 PSI	\$181.00
230-10	3" (10 Spring)	55-175 GPM	12, 15, 20, 30, 35, 43, 50 PSI	\$329.00
SU		12, 15, 20, 25, 30, 35, 43, 50 PSI		\$ 12.00

Specify Pressure When Ordering

## ADJ. PRESSURE REGULATOR



SIZE	PART #	GPM	PRICE
2"	66PR2	25-175	\$ 165.00
3-2-3"	66PR323	25-210	\$ 190.00
3"	66PR3	50-350	\$ 250.00
4"	67PR4*	90-500	\$ 305.00
6"	67PR6*	200-1,350	\$ 690.00

\*4" & 6" are Flanged

## PRESSURE SUSTAINING VALVE



SIZE	PART #	PRICE
2"	66PS2	\$ 165.00
3-2-3"	66PS323	\$ 190.00
3"	66PS3	\$ 250.00
4"	67PS4*	\$ 305.00
6"	67PS6*	\$ 690.00

\*4" & 6" are Flanged

## ADJ. REGULATORS (AC & DC)



\*Also available in AC Solenoid  
\*2" & 3" are NPT

SIZE	PART #	PRICE
2"	66PR2-DC	\$ 220.00
3-2-3"	66PR323-DC	\$ 240.00
3"	66PR3-DC	\$ 305.00
4"	67PR4-DC	\$ 360.00
6"	67PR6-DC	\$ 790.00
8"	67PR8-DC	\$ 1,150.00

Not Recommended for a greater Inlet to Outlet Pressure Change than a 4-1 PSI Ratio

Electric Regulating Valves are Normally Open / Electric Sustaining Valves are Normally Closed

# PRESSURE GAUGES



2" Economical Gauge. Plastic case with 1/4" MPT brass stem. Imported

PART #	PSI	PRICE
SG15	0-15 PSI	\$ 5.00
SG30	0-30 PSI	\$ 5.00
SG60	0-60 PSI	\$ 5.00
SG100	0-100 PSI	\$ 5.00

All systems need pressure gauges!

Not using pressure gauges in the system can be very costly.

**"It's like working in the dark!"**



## 2 1/2" Liquid Filled Gauge

Gauges filled with liquid provide effective dampening of most pulsation and vibration, and provide lubrication of all moving parts.

PART #	PSI	PRICE
LG30	0-30 PSI	\$ 12.00
LG60	0-60 PSI	\$ 12.00
LG100	0-100 PSI	\$ 12.00
LG160	0-160 PSI	\$ 12.00
LG200	0-200 PSI	\$ 12.00
SPG200	0-200 PSI	\$ 81.00

(Slurry Pump Gauge)

Stainless Steel case with 1/4" MPT Brass Stem

# ADHESIVES/SEALANTS

## PVC PRIMER



CLE50	1/2 Pint	\$ 4.00
CLE1	1 Pint	\$ 6.50
CLE2	1 Quart	\$ 11.00
CLE3	1 Pint, Purple	\$ 6.50

## PVC GLUE



GLU50	1/2 Pint	\$ 4.50
GLU1	1 Pint	\$ 7.50
GLU2	1 Quart	\$ 12.50

## THREAD SEALANT



SEA25	1/4 Pint	\$ 4.95
SEAG25*	1/4 Pint	\$ 5.36
SEA50	1/2 Pint	\$ 7.00
SEAG50*	1/2 Pint	\$ 8.31
SEA1	1 Pint	\$ 11.50

\* For Use w/ Stainless Steel

## PIPE LUBRICANT



LUB1	1 Quart	\$ 6.25
SLX116	9.75 oz	\$ 8.00

LUB1  
Pipe Joint Lubricant

SLX116  
Aerosol Spray On  
Gasket Lubricant

## GLUE / PRIMER ACCESSORIES



14550	Opener	\$ 9.00
SW4*	Swab	\$ 8.00

\*Cement swab for quart cans



## TEFLON TAPE



TEF50	1/2" x 520'	\$ 0.75
TEF75	3/4" x 520'	\$ 1.00
TEF75-SS*	3/4" x 260'	\$ 3.25

\* For Use w/ Stainless Steel

# SCREEN FILTERS

These filters are used to clean water for drip irrigation systems. They clean well water, relatively clean surface water and work especially well for filtering sand out of water. They are not recommended for surface water containing algae. We recommend a pressure gauge on the filter inlet and outlet to determine when filter is clogging and to avoid unnecessary cleaning. For drip irrigation tape, mesh size should not be coarser than 120 mesh. Mesh sizes over 150 create unnecessary filter cleaning and clogging.

**For optional gauges; add \$10.00 & "G" to the end of the part number below.**

SIZE	ITEM #	MAX GPM	MAXIMUM WORKING PRESSURE	BRAND	MINIMUM GPM FOR FLUSH	MESH	PRICE
¾"	<b>SF-75</b>	15	100 PSI	Rivulis	None	120	\$15.00
1"	<b>SF-100</b>	20	100 PSI	JAN	7 GPM	150	\$18.00
1½"	<b>SF-150A</b>	66	116 PSI	Amiad	None	150	\$70.00
2"	<b>SF-200A</b>	110	116 PSI	Amiad	None	150	\$130.00

## FILTER WITH 30 & 50 MESH SCREENS

PART #	SIZE	MESH	PRICE
SF100-30	1"	30	\$ 18.00
SF100-50	1"	50	\$ 18.00



#SF-150A



#SF-200A

# REPLACEMENT SCREENS & DISK CYLINDERS

## SCREEN FILTER REPLACEMENT PARTS

PART #	DESCRIPTION	PRICE
ORING-1	¾" & 1"	\$ 1.95
ORING-2	1½" & 2" Spin Clean	\$ 3.25
FW152	1½" & 2" Wrench	\$ 8.50


Other replacement parts also in stock

SIZE	PART #	PRICE
1"	RS100	\$ 12.00
1½" & 2" Spin Clean	RS200	\$ 82.00
1½" Amiad	RS150A	\$ 28.00
2" Amiad	RS200A	\$ 72.00

These part numbers are for 150 Mesh Screens

## 30 & 50 Mesh Screens Listed Below

SIZE	PART #	PRICE
1"	RS100-50	\$ 12.00
1"	RS100-30	\$ 12.00



2" Amiad Screen

150 Mesh..... Black..... For Drip  
 50 Mesh..... Yellow..... For Sprinklers  
 30 Mesh..... Orange..... For Sprinklers



1" Screen

# PLASTIC DISK FILTERS

Disk filters are designed to clean dirty water for drip irrigation systems and handle up to 3 times more dirt and debris than screen filters before cleaning is necessary. The design of the "disk" filter is a stack of disks pressed together. These disks have tiny grooves that allow clean water to pass through. To clean the filter; remove the cover, loosen the stack of disks and wash between the disks; reassemble. All filter mesh sizes are 120(125 Micron), other mesh sizes are available. If your brand or model is not listed, please call.

**NOTE:** If filtering sand out of water; a screen filter will work better. **For gauges; add \$10.00 & "G" to the end of the Part Number**



DF-150A

1½"

40 Max GPM  
 140 Max PSI  
**\$70.00**



DF-250A

2"

180 GPM  
 116 Max PSI  
**\$130.00**



DF-300A

3"

220 GPM  
 116 Max PSI  
**\$135.00**

## DISK CYLINDERS

SIZE	PART #	PRICE
1½"	RD150-A	\$ 35.00
2" & 3"	RD300	\$ 88.00 ← Toro
2" & 3"	RD300A-120	\$ 52.00 ← Armas



120 Mesh

# TRITON SAND FILTER

Clean water is a critical part of drip irrigation. When using pond or stream water, removal of algae, silt, sand and organic material from irrigation water is essential to the success of a drip irrigation system.

These economy sand filters will do the job! Built of a one piece fiberglass tank. Improper choice of media size and shape can result in poor filtration quality. Periodic back flushing of filters is necessary to remove accumulated contaminants from media bed.

## OPERATIONAL DATA FOR SINGLE FILTER

MODEL	GPM	SAND	GRAVEL	FILTER AREA	AIR SPACE	DIAMETER	MIN. FLOW FOR BACKFLUSH
TR40	38	125 lb.	50 lb.	1.92 Sq. Ft.	8¼"	19"	28 GPM
TR60	63	275 lb.	50 lb.	3.14 Sq. Ft.	10½"	24"	47 GPM
TR100C	98	450 lb.	150 lb.	4.91 Sq. Ft.	11¼"	30"	73 GPM
TR140C	141	650 lb.	275 lb.	7.06 Sq. Ft.	13½"	36"	105 GPM

## SAND FILTER PRICES

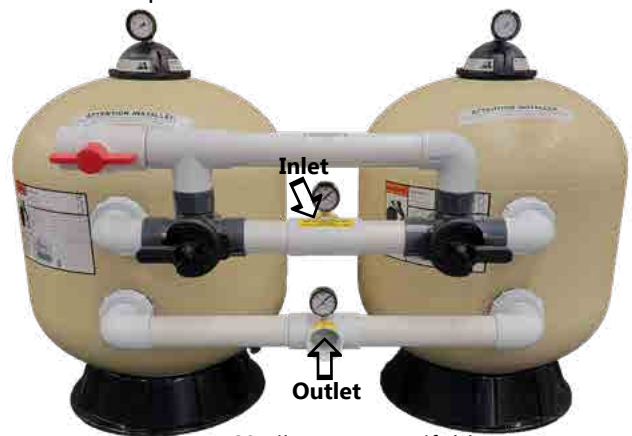
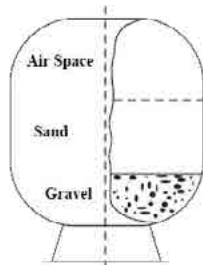
MODEL/ PART #	FILTER PRICE EACH	MANUAL FLUSH MANIFOLD	COMPLETE PRICE 2 FILTERS & MANUAL FLUSH MANIFOLD	SIZE	UNIT GPM MAX	MAX TANK PSI
TR40	\$637.00	\$285.00	TR40M.....\$1,550.00	2"	70	50
TR60	\$925.00	\$285.00	TR60M.....\$2,125.00	2"	100	50
TR100C	\$1,335.00	\$365.00	TR100CM.....\$3,025.00	3"	140	50
AC100	\$1,400.00	\$365.00	AC100M.....\$3,155.00	3"	150	75
TR140C	\$1,895.00	\$365.00	TR140CM.....\$4,145.00	3"	230	50

PART #	DESCRIPTION	PRICE
MAN2.....	2" Double Unit Manual Flush Manifold Complete .....	\$ 285.00
MAN3.....	3" Double Unit Manual Flush Manifold Complete .....	\$ 365.00
MAN3-3 ...	3" Triple Unit Manual Flush Manifold Complete.....	\$ 570.00

### BULKHEAD KIT

1551

\$112.00



TR60 Filters w/ Manifold

### FILTER SAND & GRAVEL

Filter Sand ..... 50 lb. .... **Part # 6123..** \$ 13.50

Filter Gravel ..... 50 lb. .... **Part # 6124..** \$ 13.00

#16 crushed Silica equivalent to 130-180 Mesh

### BACKFLUSH VALVE

Backflush valve for use with a single filter.

2" ... **BW-200** ... \$235.00



### PLUMBING KIT

Complete plumbing kit to use with single filter backflush valve.

2" ... **BW-200KIT** ... \$62.00



### FILTER UNION

**271096** \$60.00



### 3-WAY VALVE

**263028**

\$57.00



29

# AUTO FLUSH DISK/SCREEN FILTERS

## AUTO FLUSH SCREEN FILTER

- Works on semi-clean surface water
- Uses very little water on back flush
- Controller powered by 4 AA Batteries
- Requires 22 PSI during backflush
- Max 116 PSI for Mini Sigma
- Max 145 PSI for Sigma Pro



### Mini Sigma

PART #	SIZE	MAX GPM	PRICE
ASF20	2"	132	\$ 1,925.00
ASF30	3"	220	\$ 2,450.00
ASF40	4"	352	\$ 2,800.00

### Sigma Pro

PART #	SIZE	MAX GPM	PRICE
ASF45	4"	528	\$5,450.00
ASF80	8"	1,233	\$6,475.00
FRK86	8" x 6" Flange Kit		\$ 135.00



## AUTO FLUSH DISK FILTER

- Disk Filters recommended for use with most surface water
- Armas Filters have a Discharge Sustaining Valve for Enhanced Backwashing
- 3" is NPT; 4" - 8" are Flanged
- Mounting Frame Included
- Minimum of 60 GPM
- Needs 20 PSI to backflush
- Max 120 PSI



Max GPM Based on Average Water Quality

PART #	SIZE	PRICE	Max GPM Based on Average Water Quality
ADF-33-DC	3"	\$ 3,490.00	225
ADF-43-DC	4"	\$ 3,590.00	247
ADF-44-DC	4"	\$ 4,160.00	330
ADF-45-DC	4"	\$ 5,080.00	375
ADF-65-DC	6"	\$ 5,160.00	412
ADF-66-DC	6"	\$ 6,080.00	495
ADF-67-DC	6"	\$ 6,780.00	525
ADF-87-DC	8"	\$ 7,200.00	577
ADF-88-DC	8"	\$ 7,680.00	660



# STAINLESS STEEL SAND MEDIA FILTERS

## Flow-Balance & Under drain Efficiency

A unique Flow-Balanced under drain is the key to Flow-Guard's impressive backwash efficiency. The Flow-Balanced under drain has multiple ports evenly distributed beneath the media bed. The corresponding flow "zones" provide a uniform lift of the entire sand bed during backwash, as well as uniform collection during filtration. Uniform lift creates a rapid liquidation of the sand bed, enabling shorter backwash cycles, less backwash disposal, and energy cost savings.

Quality stainless steel tank and manifold. Made in the USA.



MODEL	SIZE	MAX PSI	GPM	GRAVEL	SAND	SEMI*	AUTO*
215	2"	100	20 - 60	80 LB	300 LB	\$ 5,500.00	\$ 7,100.00
218	3"	100	30 - 90	160	400	\$ 5,800.00	\$ 7,300.00
224	3"	100	50 - 160	240	800	\$ 6,500.00	\$ 8,100.00
230	4"	100	80 - 240	320	1,000	\$ 7,300.00	\$ 8,800.00
236	4"	100	120 - 350	480	1,600	\$ 6,800.00	\$ 8,400.00
248	6"	80	225 - 625	1,120	2,600	\$ 9,500.00	\$ 11,200.00

NOTE: Auto Filters; Specify 12V DC or 110V AC \*For set of Two Filters

# SECONDARY FILTERS

## HYDRO-CYCLONE FILTER

Hydrocyclones are designed to filter water containing sand, gravel or other particles heavier than water. Use additional filters for light debris.

PART #	SIZE	TANKS	GPM	PRICE
HC2050	2"	1	45-75	\$ 340.00
HC2080	3"	1	110-185	\$ 390.00
HC4-23	4"	3	135-225	\$ 1,185.00
HC8-43	8"	3	585-975	\$ 2,780.00

## STAINLESS STEEL SCREEN FILTER

Used as a secondary filter for sand media filters. Stainless steel screen & housing.

PART #	SIZE	MAX GPM	PRICE
SPS6-2	3"	175	\$ 1,050.00
SPS6-3	4"	300	\$ 1,875.00
SPS8-4	4"	400	\$ 1,875.00
SPS10-8	6"	800	\$ 2,225.00

Victaulic Clamps on Page 22

# RAIN-FLO MIXAMATIC FERTILIZER INJECTOR

**THIS FERTILIZER INJECTOR WORKS AUTOMATICALLY FROM MAIN LINE PRESSURE, VERY LOW PRESSURE LOSS; 1 TO 3 PSI.**

**HERE IS HOW IT WORKS;** By closing gate valve partly on main line, it causes a pressure differential. The 1/4" tube on the high pressure side of the valve leads through a flow meter and into the top of the fertilizer tank. With fertilizer being heavier than water, it's forced out the bottom of the tank and into the field side of the valve. Flow rates are adjusted by regulating the valve and reading the flow meter. Extra long flow tubes with valves allows for emptying water from tank before refilling.

An inexpensive injector that works very well. **INCLUDES;** Tank, flow meter, back flow check valve, pressure gauge, and skid. Assembled; ready to go. Can be shipped UPS.



FLOW	SIZE	PART #	INJECTION RATES	PRICE
5 to 50 GPM	1 1/2"	<b>RF-150</b>	3 to 20 GPH	\$ 260.00
5 to 100 GPM	2"	<b>RF-200</b>	3 to 20 GPH	\$ 295.00

**Note: Max of 35 PSI**

Replacement 0-40 GPM flow meter on Page 25

# MAZZEI FERTILIZER INJECTOR

**NOTE: Greenhouse growers use Dosatron injectors.**

**NOTE!!**  
FLOW MUST EXCEED  
MINIMUM MAZZEI FLOW  
RATE!!

The Mazzei injectors are simple to operate, work on water power, no moving parts, inexpensive and reliable. However, they require a drop in pressure and flow of 20%. In many cases this is not a problem and for those situations they are a fine piece of equipment.

MODEL/ SIZE	Part #	INLET	OUTLET	FLOW RATE	MAX INJECT. RATE	MAX OPER. PSI	PRICE
3/4"	<b>M384</b>	FPT	MPT	2-8 GPM	10 GPH	140 PSI	\$ 175.00
1"	<b>M484</b>	FPT	MPT	3-12 GPM	18 GPH	140 PSI	\$ 190.00
1 1/2"	<b>M584</b>	FPT	MPT	9-50 GPM	30 GPH	140 PSI	\$ 215.00
2"	<b>M584-2</b>	FPT	MPT	9-80 GPM	30 GPH	140 PSI	\$ 240.00
2"	<b>M1078-2</b>	FPT	MPT	16-80 GPM	75 GPH	140 PSI	\$ 320.00
3"	<b>M1078-3</b>	FPT	MPT	16-180 GPM	75 GPH	140 PSI	\$ 455.00
4"	<b>M1583</b>	MPT	MPT	34-350 GPM	180 GPH	140 PSI	\$ 685.00

Mazzei's are recommended for consistent flow rates only. **NOTE:** Must exceed min. flow rate.

## MAZZEI REPAIR KITS

<b>1422</b>	Model 384 - 684	\$ 9.00
<b>1423</b>	Model 1078	\$ 12.75
<b>1424</b>	Model 1583	\$ 16.00




## MAZZEI INLET CAP

<b>1414</b>	Model 384 - 584	\$ 4.25
<b>1416</b>	Model 1078-1583	\$ 6.50

## CLAMP

<b>0201408-4</b>	1/4" Squeeze Clamp	\$ 0.18
------------------	--------------------	---------

## MAZZEI REPAIR PARTS

	<b>SV25*</b> Slider Valve	\$ 4.20
	*Used on 3/4", 1" & 1 1/2" Mazzei	
	<b>S437*</b> Strainer	\$ 4.50
	3/4" Adp. <b>32005</b>	\$ 1.05
	*Used on 3/4", 1" & 1 1/2" Mazzei	
	<b>S438*</b> Strainer	\$ 6.00
	1/2" Adp. <b>1436-005</b>	\$ 0.71
	*Used on 2", 3" & 4" Mazzei	



Replacement flow meters on Page 25  
Replacement hose on Page 14

# HYDROFEED INJECTOR

- For small gardens
- Easy adjustment for fast fertilization or slow constant feeding.
- Accurate feeding at all flow levels and operating pressures.
- **Not For Use In Constant Pressure Applications**

## EZ-FLO REPLACEMENT PARTS

<b>3060</b>	Garden Hose Adapter	\$ 14.00
<b>K-INSK-HB</b>	Tubing Kit & Hose Adapter	\$ 22.00

PART #	SIZE	MAX PSI	PRICE
<b>4710</b>	1 Gal	60	\$95.00
<b>4720</b>	2 Gal	60	\$115.00



# DOSATRON FERTILIZER INJECTOR

**JUST TURN ON THE WATER, DOSATRON TAKES CARE OF IT ALL!**

NON-ELECTRIC PROPORTIONAL FERTILIZER INJECTORS

The results: an accurate and uniform feeding of fertilizers, fungicides, acids and more.

- Portable • Operates at low flow and low pressure • Built in mixing chamber

Install injector  
AFTER filter



Cart w/6 Gallon Pail  
for Dosatron  
#DOSCART....\$148.00

\*Fixed Injection Ratio

	11GPM	14GPM	14GPM	20GPM	40GPM	100GPM
Bypass	No	No	Yes	Yes	Yes	Yes
Max PSI	85	85	85	70	110	120
Min. PSI	4.3	4.3	4.3	7	2	2
Max GPM	11	14	14	20	40	100
Min. GPM	.05	.05	.05	.04	1	5
Max Temp.	104° F	104° F	104° F	104° F	120° F	120° F
Max Injection	N/A	15 GPH	15GPH	29 GPH	48 GPH	120 GPH
Min. Injection	1:100*	1:500	1:500	1:500	1:500	1:500
	<b>DOS11NB</b>	<b>DOS14NB</b>	<b>DOS14</b>	<b>DOS20</b>	<b>DOS40</b>	<b>DOS100</b>
	\$335.00	\$425.00	\$495.00	\$555.00	\$910.00	\$2,850.00



DOS14

## MINI MAINTENANCE SEAL KITS

PART #	SK14	SK20	SK40	SK100
PRICE	\$37.00	\$42.00	\$88.00	\$95.00

# ELECTRIC FERTILIZER INJECTORS

PART #	DESCRIPTION	PRICE
<b>02630</b>	.....Simplex Fertilizer Injector; 10 - 100 GPH.....	\$ 3,175.00
<b>02633</b>	.....Duplex Fertilizer Injector; 20 - 200 GPH.....	\$ 3,950.00
<b>C2F242</b>	.....Chem-Feed C2, 4-20mA Input; 0.2 - 16.5 GPH; Max 175 PSI.....	\$ 1,825.00
<b>C3V242</b>	.....Chem-Feed C3, 4-20 mA Input; 0.5 - 42 GPH; Max 100 PSI.....	\$ 2,375.00
<b>RF-12V</b>	.....12V DC Fertilizer Injector; 0 - 80 GPH; Max 45 PSI.....	\$ 790.00
<b>RF-12VH</b>	...12V DC Fertilizer Injector; 0 - 100 GPH; Max 85 PSI.....	\$ 850.00

John-Blue Honda  
Powered Fertilizer  
Injector Pump  
10-100 GPH



#02630 - Simplex Injector



Rain-Flo 12V DC  
0 - 80 GPH  
#RF-12V

Chem-Feed 110  
Volt 0.5 - 42 GPH  
#C3V242



# FERTILIZER INJECTOR

This injector is powered by either a Honda GX160 or Briggs & Stratton engine. It's designed for use with water soluble fertilizer; the yellow tank acts as a mixing chamber for the fertilizer before it's injected into the mainline.

PART #	DESCRIPTION	MAX PSI	PRICE
<b>SM354</b>	.....Briggs & Stratton Engine.....	45	\$ 2,375.00
<b>SM355</b>	.....Honda Engine.....	115	\$ 3,050.00





# TOMATO GROWING SUPPLIES

## TOMATO STAKES

### HONDURAS PINE STAKES

- 1" x 1" strong & straight, pressure treated, rot resistant wood
- Sold in Bundles of 25

PART #	SIZE	PRICE/PIECE
HP36	36" x 1" x 3/4"	\$ 0.58
HP36	Full Skid of 1,575	\$ 0.56
HP48	48" x 1" x 1"	\$ 1.02
HP48	Full Skid of 1,225	\$ 1.00
HP54	54" x 1" x 1"	\$ 1.16
HP54	Full Skid of 1,225	\$ 1.14
HP60	60" x 1" x 1"	\$ 1.27
HP60	Full Skid of 1,225	\$ 1.25
HP72	72" x 1 1/4" x 1 1/4"	\$ 2.39
HP72	Full Skid of 900	\$ 2.36



### PLASTIC TWINE



White nylon twine used for tying tomato plants to stakes. Can be hooked to belt for easy tying.



PART #	DESCRIPTION	PRICE
T6300	3 LB./6,300' Ball	\$ 7.00
T6300	Carton of 18 Balls	\$ 108.00

### VINE CLIPS

Vine clips are used when growing tall plants or vine crops, to clip the plant to a string or trellis support wire. They are used by tomato and pepper growers.



7/8" Dia.

PART #	PIECES	PRICE
VC10	Bag.....500	\$ 7.50
VC10	Case.....2,000	\$ 26.00
VC10	Case.....9,000	\$ 110.00



### MARKER FLAG

PART #	PIECES	PRICE
RAFL24	100/PK	\$ 14.00



### EUCALYPTUS STAKES

- Untreated; naturally resistant to rot & mold. Kiln-Dried
- Sold in Bundles of 25

PART #	SIZE	PRICE/PIECE
ES36	36" x 1" x 1"	\$ 0.45
ES36	Full Skid of 1,050	\$ 0.43
ES48	48" x 1" x 1"	\$ 0.59
ES48	Full Skid of 1,050	\$ 0.57
ES54	54" x 1 1/8" x 1 1/8"	\$ 0.84
ES54	Full Skid of 1,050	\$ 0.80
ES60	60" x 1 1/8" x 1 1/8"	\$ 0.93
ES60	Full Skid of 1,050	\$ 0.89
ES72	72" x 1 1/4" x 1 1/4"	\$ 1.36
ES72	Full Skid of 1,050	\$ 1.30

### FIBERGLASS TITAN STAKES

PART #	SIZE	PRICE/PIECE
FS48	15mm x 51" (Bundles of 50)	\$ 1.42
FS54	15mm x 59" (Bundles of 50)	\$ 1.55
FS60	16mm x 65" (Bundles of 25)	\$ 1.81
FS72	16mm x 74" (Bundles of 25)	\$ 2.35

### STAKE DRIVER

Manual Tomato Stake Driver

PART #	PRICE
05520	\$ 38.00



### STAKE PULLER

Light weight tool to pull out your stakes; designed by farmers for farmers!!

Aluminum; less than 4.5 lbs!!!

PART #	PRICE
ATSP	\$89.00



### GARDEN PLANTERS

PART #	PRICE
P2400	\$17.00

BULB PLANTER



- Strong, Durable Steel Head
- 1 1/2" Deep Head
- Punches 2 1/4" Core

PART #	PRICE
P1322	\$82.00

This **Hand Bean Planter** plants various seeds through plastic or bare soil. Features a spring loaded seed opener.



Adjustable Stop

# BASKETS AND CONTAINERS

## ALL PURPOSE BASKETS

### 1 1/4 Bushel Orange Basket

Diameter---19 1/4"  
Height-----17"



PART #	PIECES	PRICE
OB125	1-24	\$ 13.75/ea
OB125	25+	\$ 13.25/ea
RH125	Replacment Handle...	\$ 2.55

### 1 Bushel Orange Basket

- Super strong flexible polyethylene with max UV stability.
- Ultra compact for stacking & nesting.
- Integrated handles allow for tight stacking
- Concave sides for comfortable carrying even when loaded.
- Designed for tight nesting; reduces wasted space.
- One bushel fill line molded in basket
- Four handles for easy transfers from one person to the next.



1" Stacking Height

PART #	PIECES	PRICE
HR100	1-24	\$ 12.45/ea
HR100	25+	\$ 11.95/ea



48" x 42" Pallet

## HARVESTING BASKETS

### 5/8 BUSHEL GREEN BASKET

PART #	PIECES	PRICE
HB67	1-99	\$ 7.80/ea
HB67	100+	\$ 7.50/ea



### 1/2 BUSHEL RED BASKET

PART #	PIECES	PRICE
HB50	1-99	\$ 6.50/ea
HB50	100+	\$ 6.20/ea



## BASKET CARRIER



Time saver! Why carry one basket at a time when you can carry two?

PART #	PRICE
BC2	\$ 32.00

## STACKABLE CONTAINERS

### 1 3/4 BUSHEL GREEN CONTAINER



PART #	PIECES	PRICE
SC175	1-24	\$ 19.50/ea
SC175	25+	\$ 19.05/ea

### 1.4 BUSHEL ORANGE CONTAINER

PART #	PIECES	PRICE
SC125	1-24	\$ 13.25/ea
SC125	25+	\$ 12.75/ea



## SOIL MOISTURE INDICATORS

### The Irrrometer saves water and fertilizer!



Soil is like a sponge. Once wet, irrigating it further will neither make it hold more water, nor retain water longer. With an Irrrometer, optimum irrigation cycles can be established and scheduled. This saves not only water, but all other costs of irrigation as well.

**Note:** For air release, one service kit is needed per one or more Irrrometers.

ITEM#	DESCRIPTION	PRICE
1006	6" Irrrometer	\$ 78.00
1012	12" Irrrometer	\$ 93.00
1018	18" Irrrometer	\$ 97.00
1001	Service Kit	\$ 62.00

### Watermark Sensors



#### Benefits

- Save water
- Produce better quality and yields
- Save energy
- Inexpensive

#### Features

- Range from 10-200 centibars
- Fully solid state
- Will not dissolve in soils
- Linear accuracy even in moist soils (below 50 centibars)
- Not effected by freezing temperatures
- Internal compensation for commonly found salinity levels
- Digital readout
- Accuracy and stability
- Convenient to use
- Converts electrical resistance reading of sensor to centibars of suction
- Avoid excessive leaching of fertilizers
- Easy to use

#### SENSOR

ITEM#	DESCRIPTION	PRICE
30KTCD	Meter	\$ 260.00
200SS5	Sensor	\$ 48.00

# POT DRIPPER ASSEMBLIES



## SPRAY STAKE ASSEMBLIES

Ideal for nursery pots. Assembled; 36" Tubing.



### STAKE ONLY

ITEM#	DESCRIPTION	PRICE
1000-3	Yellow / 3 GPH*	\$ 0.25
1000-5	Green / 5 GPH*	\$ 0.25
1000-7	Black / 7 GPH*	\$ 0.25

\*Flow @ 20 PSI

### ASSEMBLED

ITEM#	DESCRIPTION	PRICE
2000-3	w/ Yellow Stake ...	\$0.80
2000-5	w/ Green Stake ...	\$0.80
2000-7	w/ Black Stake .....	\$0.80

### PC SPRAY STAKES

#### STAKE ONLY

ITEM#	DESCRIPTION	PRICE
02030	Plum / 3.2 GPH .....	\$ 0.35
2130	Gray / 6.6 GPH .....	\$ 0.35
2420	Blue / 10.6 GPH .....	\$ 0.35

#### COMPLETE ASSEMBLY

ITEM#	DESCRIPTION	PRICE
20203	36" Tube & Dripper w/ Plum Stake .....	\$ 1.20
23206	36" Tube & Dripper w/ Gray Stake .....	\$ 1.20
49101	36" Tube & Dripper w/ Blue Stake .....	\$ 1.20



### ACCESSORIES

DESCRIPTION	PART #	PRICE
→ .125 CNL Adp.....	1125	\$0.15
→ .125 Dripper Adp.....	0073	\$0.10
→ .160 Adapter .....	8189	\$0.10
→ .170 (1/4" OD) Adp ....	0205	\$0.15
→ .25 (1/4" ID) Adp .....	0282	\$0.15
→ .375 (3/8" ID) Adp.....	400TB	\$0.35
→ Comp. Adp.....	7016	\$0.45
→ Barbed Adp .....	1508	\$0.60
→ Grommet.....	1066	\$0.85
→ Red. Coupling.....	2610	\$0.20
→ Comp. Adp.....	2103	\$0.50



#### MISTAKE PLUGS

→ GP25 .....	.25 Plug.....	\$ 0.10
--------------	---------------	---------

## PC DRIPPERS

Pressure compensating drippers with the same features as the Super-Drip Drippers!



Item#	Flow	Color	Price
3255	0.5 GPH	Brown	\$ 0.25
3260	1 GPH	Black	\$ 0.25
32150	2 GPH	Green	\$ 0.25

This Pressure Compensated dripper has uniform flow rate with any pressure or elevation differences. Has outstanding clog resistance. Used in orchards, nurseries, greenhouses, etc. 7 to 60 PSI operating pressure.

### Rivulis



ITEM#	FLOW	COLOR	PRICE
SD105	0.5 GPH	Brown	\$ 0.25
SD110	1 GPH	Black	\$ 0.25
SD120	2 GPH	Green	\$ 0.25
SD130	3 GPH	Red	\$ 0.25



Greenhouse Irr.

## 4-WAY POT ASSEMBLIES FOR MUMS

### 4-WAY ASSEMBLY W/ ANGLE PEG

ITEM#	SIZE	PRICE
DW1830*	18" x 30"	\$ 1.15
DW2436*	24" x 36"	\$ 1.25


\*Price Doesn't Include Dripper

This 4 outlet dripper assembly works good for potted plants in greenhouses and outdoors; works especially well for potted mums.


### INDIVIDUAL PARTS

ITEM#	DESCRIPTION	PRICE
AP10	Angle Dripper Peg.....	\$ 0.15
SP10	Straight Dripper Peg .....	\$ 0.15
1533	Netafim 2 GPH Emitter.....	\$ 0.35
32150	Jain 2 GPH Emitter .....	\$ 0.25
4WTA	4-Way Top Adapter .....	\$ 0.10
4WBA	4-Way Bottom Adapter.....	\$ 0.10
4WA	4-Way Adapter .....	\$ 0.18
0172	Tubing, 100' .....	\$ 14.00
8233	Non-Regulating Peg .....	\$ 0.10

Use Netafim Woodpecker or Jain Dripper



### 4-WAY FLOW REGULATED POT ASSEMBLY



4-Way Drippers (Mum Field)

# On-Line Drippers; Pressure Compensating

## Woodpecker Dripper



ITEM#	COLOR	PC OPEN AT	FLOW	BAG QTY	PRICE
1333	Red	10 Psi CNL	0.5 GPH	250	\$ 0.35
1433	Black	10 Psi CNL	1.0 GPH	250	\$ 0.35
1533	Green	10 Psi CNL	2.0 GPH	250	\$ 0.35
1435	Cap to Plug Woodpecker Dripper				\$ 0.25
2031	Barbed Adapter for Woodpecker Dripper				\$ 0.20

## CLOG-RESISTANT POT DRIPPER

Large CNL Super Woodpecker Dripper, Weight and Shut off  
 • Ideal for hanging baskets and pot-in-pot installations  
 • Pressure Compensating; Non-Drip



PART#	LENGTH	FLOW	BAG QTY	PRICE
5475	12"	0.5 GPH	25	\$ 1.25
5480	18"	0.5 GPH	25	\$ 1.25
5485	24"	0.5 GPH	25	\$ 1.25
5495	24"	1.0 GPH	25	\$ 1.30
5490	36"	0.5 GPH	25	\$ 1.35
5498	36"	1.0 GPH	25	\$ 1.35
5406	48"	0.5 GPH	25	\$ 1.40
5409	48"	1.0 GPH	25	\$ 1.40
1107	Slimline Plastic Weight Only			\$ 0.55



## TUBING / ACCESSORIES




PART#	SIZE	LENGTH	PRICE	
1553	.125" x .197"	1,000'	\$ 55.00	Netafim; White. For Drippers & Dripper Pegs
0172	.126" x .196"	100'	\$ 10.00	For 4-Way Dripper & Dripper Assemblies
0591	.126" x .196"	1,000'	\$ 40.00	For 4-Way Dripper & Dripper Assemblies
0042	.160" x .220"	100'	\$ 14.00	Dripper Extension
0597	.160" x .220"	1,000'	\$ 58.00	Dripper Extension
0351	.170" x .250"	100'	\$ 15.00	Greenhouse Mini Sprinkler (Rondo)
0636	.170" x .250"	500'	\$ 48.00	Greenhouse Mini Sprinkler (Rondo)
0511	.250" x .350"	100'	\$ 16.00	Hook-up for older drip systems
0621	.250" x .350"	500'	\$ 62.00	Hook-up for older drip systems
0531	.375" x .455"	500'	\$ 55.00	Drip Systems, Flattube & PVC

## PRE-CUT RISER TUBING



ITEM#	DESCRIPTION	PRICE
3449	3/8" Thread with stake adp x 1/4" Barb	\$ 0.75
0256	1/4" Barb x Male Press Fit	\$ 0.60



## PUNCH TOOLS

Dripper Punch with E-Z Squeeze Handle



EZP10 ..... \$ 12.00



Punch tool for Drippers

DRIPP ..... \$ 5.00

36



Punch tool for Drippers

PPT ..... \$ 0.95

Punch tool for Rondo Micro Sprinklers



RONP ..... \$ 11.00




# NETAFIM GREENHOUSE SPRINKLER



Netafim SpinNet and VibroNet Sprinklers produce high levels of watering uniformity with drip-less sprinklers specifically designed for a full range of bedding plant applications.

All in row spacing is 3' [4' above crop and 35 PSI or higher.



## WITHOUT CHECK VALVE

ITEM #	CHECK VALVE	DESCRIPTION	SPRAY DIA.	FLOW	PRICE/EA	PRICE/EA
1080	01010	VibroNet Blue Nozzle	3' - 5'	9.2	\$ 3.50	\$ 1.75
5110	05010	VibroNet Green Nozzle	4' - 6'	11.7	\$ 3.50	\$ 1.75
2030	32010	SpinNet Red Body, Red Mist, Blue Spinner	10' - 18'	18.4	\$ 3.50	\$ 1.75
1805	01785	Spin Net Yellow Body, Brown Mist, Gray Spinner	14' - 18'	23.4	\$ 3.50	\$ 1.75
0805	10760	SpinNet Red Body, Red Mist, Green Spinner	18' - 22'	18.4	\$ 3.50	\$ 1.75
4005	13960	SpinNet Brown Body, Brown Mist, Green Spinner	20' - 24'	23.4	\$ 3.50	\$ 1.75

Use #DRIPP or #EZP10 punch tools (Page 36)

## SPRINKLER CHECK VALVE ONLY

ITEM#	DESCRIPTION	BAG QTY	PRICE
2987	Blue Tip (Opens @ 22 PSI)	25	\$ 1.75
3005	Purple Tip (Opens @ 30 PSI)	25	\$ 1.75

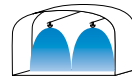
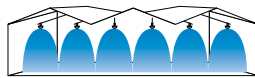
## HANGING TUBE WITH WEIGHT AND ADAPTER

PART#	LENGTH	BAG QTY.	PRICE
4060	12"	25	\$ 1.50
4450	18"	25	\$ 1.65
5860	24"	25	\$ 1.65
7160	36"	25	\$ 1.80
8350	48"	25	\$ 1.95
48X	48" Extension Tube	25	\$ 0.95



### One Line Solutions for Single Bay or Quonset

Bay Width (ft)	Spacing Between Sprinklers (ft)	Height Above Crop		
		2' - 3'	4' - 5'	6' - 7'
10	3	R-R-BL	-	-
12	3	R-R-BL	R-R-BL	-
14	3	BR-BR-BL	BR-BR-BL	R-R-BL
15	3	R-R-GY	BR-BR-BL	R-R-BL
16	3	R-R-GY	BR-Y-GY	R-R-BL
18	3	R-R-GN	BR-Y-GY	BR-Y-GY
20	3	-	R-R-GN	BR-BR-GN
22	3	-	R-R-GN	BR-BR-GN
24	3	-	-	BR-BR-GN



### Two Line Solutions for Single Bay or Quonset

Bay Width (ft)	Spacing Between Sprinklers (ft)	Spacing Between Sprinkler Lines (ft)	Height Above Crop		
			3'	4' - 5'	6' - 7'
20	3	11	R-R-BL	-	-
22	3	12	R-R-BL	R-R-BL	-
24	3	12	R-R-BL	R-R-BL	R-R-BL
26	3	14	BR-BR-BL	R-R-BL	R-R-BL
28	3	15	BR-BR-BL	R-R-BL	R-R-BL
30	3	16	R-R-GY	R-R-GY	BR-BR-BL
32	3	17	R-R-GN	R-R-GY	BR-BR-BL
34	3	18	R-R-GN	R-R-GY	BR-BR-BL
36	3	19	R-R-GN	R-R-GY	R-R-GN
38	3	20	BR-BR-GN	R-R-GN	R-R-GN

## Greenhouse Misters

Growers choose the Rivulis FLF Low Flow Fog Spray for irrigation and as a method to alter the humidity and the evaporative climate in both greenhouses and high tunnels. The FLF is so versatile that it can be used as part of a cooling system in husbandry or for irrigation in both cutting propagation and seed germination. Because of the unique vortex flow, the FLF delivers the finest droplets even at low flow rates. Team up the FLF Low Flow Fog Spray with an anti-leak valve and you've got a system with some serious control. Once the irrigation system is shut off there is no more flow through the fog spray.

**50-70 PSI Operating Pressure.**



ITEM#	DESCRIPTION	GPH	PRICE
3679	Single Fogger with Anti-drip	1.5	\$ 1.50
8234	2-Way Fogger Only	3.1	\$ 1.75
3664	4-Way Fogger Only	6.1	\$ 5.50
0236	Anti-Drip Only	-	\$ 1.00



**Anti-Drip**  
Opens @ 51 PSI  
Closes @ 20 PSI

**37**

# MICRO SPRINKLERS

## UPRIGHT MICRO SPRINKLER



S2000



AquaSmart

The S2000 & AquaSmart Micro Sprinklers feature flow regulation extending the use of the sprinklers in applications with sloping fields or long lateral runs. It can be installed in combination with a plastic stake, metal stake, or hanging assembly. The range limiter reduces the diameter of spray pattern. **Applications:** Short term crops such as vegetables and long term crops such as orchards. Install 12" - 24" above crop.

While Supplies Last!

ITEM #	DESCRIPTION	SPINNER	NOZZLE	FLOW	PRICE
S2000-3-FR	3'-16' w/ Range Limiter & FR*	Grey Spinner	Black Nozzle	6.6 GPH*	\$ 1.35
S2000-3	3'-20' w/ Range Limiter	Black Spinner	Black Nozzle	10.1 GPH*	\$ 1.35
S2000-16-FR	16' Diameter w/ FR*	Grey Spinner	Blue Nozzle	8.5 GPH*	\$ 1.35
S2000-26	26' Diameter Sprinkler	Black Spinner	Green Nozzle	20.2 GPH*	\$ 1.35
S2000-30	30' Diameter Sprinkler	Black Spinner	Red Nozzle	25.9 GPH*	\$ 1.35
<b>AQUASMART 2002</b>					
202-6	6'-16' w/ Range Limiter	Blue Spinner	Brown Nozzle	9.3 GPH*	\$ 2.95
202-11	11.5' Diameter Sprinkler	Orange Spinner	Brown Nozzle	9.3 GPH*	\$ 2.95
202-18	12.4' Diameter Sprinkler	Blue Spinner	Blue Nozzle	12.4 GPH*	\$ 2.95
202-23	23' Diameter Sprinkler	Blue Spinner	Orange Nozzle	18.5 GPH*	\$ 2.95

- 3/8" MPT Base
- 20-30 PSI Operating Pressure
- 20-50 PSI Operating Pressure with Flow Regulation
- AquaSmart; 20-60 PSI Operating Pressure

### ACCESSORIES

HS24	12" Stake With 24" Tube	\$ 1.35
3449	30" Tube Only	\$ 0.75
SS24	24" Steel Stake Only	\$ 2.75
3819	Trunk Protector For S2000 Sprinkler	\$ 0.15

\* = Flow Regulation

\* Flow Based on 30 PSI



Use #RONP punch tool (Page 36)


# RONDO MICRO SPRINKLER

## HANGING GREENHOUSE SPRINKLER

The Rondo Micro Sprinkler is a great choice for greenhouses. With a wide range of features and flexible installation options, Rondo Micro Sprinklers deliver gentle water droplets throughout a consistent spray pattern. 36-58 PSI operating pressure.

### UPSIDE DOWN ASSEMBLY

Complete with Sprinkler (Specify Nozzle and Spinner Color), Anti-Drip, Tube, Weight & Connector.



ITEM#	DESCRIPTION	PRICE
RS70-2	2' Drop Tube	\$ 3.00
RS70-3	3' Drop Tube	\$ 3.20
RS70-4	4' Drop Tube	\$ 3.30
PW-125	Clip-On Weight Only	\$ 0.50



Nozzle Color →	VIOLET DEFLECTOR		BLUE SPINNERS		GREEN SPINNERS		
	Black	Blue	Blue	Green	Blue	Green	Red
GPH Per Head →	10.6	13.9	13.9	20.1	13.9	20.1	27.7
Dia. Or Bench Width →	5' - 7'	6' - 8'	14'	16'	17'	20'	35'

Inverted Rondo performance chart based 4' above crop.

# ACCESSORIES



Tubing; Page 35

SPRINKLER	BRIDGE	SPINNER	NOZZLE	NOZZLE	DROPTUBE W/ WEIGHT
<p>RCN-10... \$ 1.50 Specify Nozzle Color &amp; Spinner</p>	<p>RON-BRIDGE..... \$ 0.50</p>	<p>SPD-PURPLE.....Purple..... \$ 0.50 SPN-BLACK.....Black..... \$ 0.50 SPN-BLUE.....Blue..... \$ 0.50 SPN-GREEN.....Green..... \$ 0.50</p>	<p>Press Fit with Stake Insert</p> <p>RTN-BLACK.....Black..... \$ 0.50 RTN-BLUE.....Blue..... \$ 0.50 RTN-GREEN.....Green..... \$ 0.50</p>	<p>Threaded Base with Press Fit on Inside</p> <p>RHN-BLACK.....Black..... \$ 0.50 RHN-BLUE.....Blue..... \$ 0.50 RHN-GREEN.....Green..... \$ 0.50</p>	<p>TUBE-24W.....24"..... \$ 1.55 TUBE-36W.....36"..... \$ 1.75 TUBE-48W.....48"..... \$ 1.90</p>
<p>AD-125..... \$ 1.15</p>	<p>CV-3/16..... \$ 0.60</p>	<p>BA-125..... \$ 0.50 3/8" Female NPT x 1/4" Barb</p>	<p>0205..... \$ 0.15</p>	<p>1882 - Barb x Male Press Fit \$ 0.20 1892 - Barb x Female Press-Fit \$ 0.20</p>	<p>3735..... \$ 0.20</p>

# ROTATING SPRINKLERS

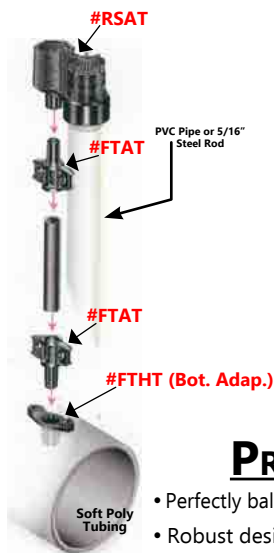


PART#	NOZZLE	FLOW
1700	Yellow Nozzle	0.88 GPM
1750	Purple Nozzle	1.10 GPM
1000	Green Nozzle	1.54 GPM
2000	Blue Nozzle	1.98 GPM
3000	Brown Nozzle	2.42 GPM
4000	Orange Nozzle	2.86 GPM
4500	Red Nozzle	3.30 GPM

Operating Pressure  
25-45 PSI  
42' to 55' Diameter  
(Smallest to Largest Nozzle)  
24° Trajectory



1/2" MPT Base



ITEM#	DESCRIPTION	PRICE
630071	Sprinkler & Riser Assembly	\$ 10.00
(See Above Right)	Sprinkler Only (Specify Nozzle)	\$ 6.50
RS3	1/4" x 36" Riser Assembly Only	\$ 3.25
RS4	1/4" x 48" Riser Assembly Only	\$ 3.50
SS24	24" Steel Stake	\$ 2.75
SS36	36" Steel Stake	\$ 3.00
SS48	48" Steel Stake	\$ 3.25

## RISER ASSEMBLY PARTS

ITEM#	DESCRIPTION	PRICE
RSAT	Top Quick Connect, 1/2" FPT	\$ 1.00
FTAT	Bottom or Top Comp. Connection	\$ 0.50
FTHT	0.40" Barb x Comp. Adapter	\$ 0.50
FTPT	Comp. Plug (Plug for #FTHT)	\$ 0.50
0511	250" x .350" Tubing; 100' Roll	\$ 16.00
0621	250" x .350" Tubing; 500' Roll	\$ 62.00

## PRODUCT ADVANTAGES

- Perfectly balanced sprinkler with two equal water jets; no wobble
- Robust design is closed and compact preventing insect penetration and protecting internal parts
- Excellent distribution uniformity
- Can be installed on solid sets or in removable parts
- Each unit has an individual filter for nozzle
- Color-coded for easy identification
- UV protected materials are durable in all climates
- Resistant to fertilizers and chemicals

Greenhouse Irr.

# R33LP ROTATOR SPRINKLER

- 3/4 MPT
- Field Proven Technology
- Can be used for frost protection



Operating Pressure:  
25-50 PSI



Base PSI	NOZZLE							
	GOLD 9/64" #R33LP18		BROWN 5/32" #R33LP20		GRAY 11/64" #R33LP22		GREEN 3/16" #R33LP24	
	GPM	RAD	GPM	RAD	GPM	RAD	GPM	RAD
25	2.88	36	3.52	38	4.24	39	5.00	41
30	3.15	38	3.85	40	4.64	41	5.50	43
35	3.40	40	4.16	42	5.02	44	5.96	45
40	3.64	42	4.45	43	5.37	44	6.38	46
45	3.86	42	4.72	43	5.70	44	6.78	46
50	4.07	42	5.00	44	6.01	44	7.16	46

- High Uniformity
- Long Wear Life



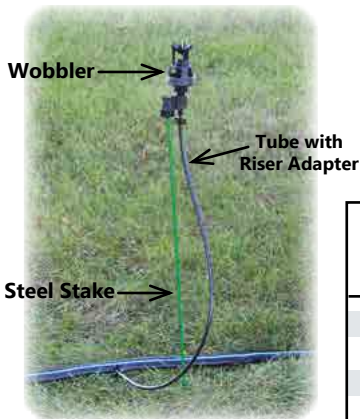
ITEM#	DESCRIPTION	PRICE
R33LP	Rotator Sprinkler	\$ 24.00
11363	Part Circle Snap-On Plate	\$ 10.00

39

# XCEL WOBBLER

**the wobbler**<sup>®</sup>  
Off-center rotary-action sprinkler

Wobblers are designed for frost protection and have very uniform coverage. Wobblers installed in test beds withstood winds up to 25 MPH and temperatures as low as 28°. They are an excellent sprinkler from small diameters up to approx. 52' and 1 to 15 GPM. New Xcel has less vibration.



1/2" Male Base



**Wobbler** ..... \$ 7.50  
**Nozzle Only** ..... \$ 0.85  
**Nozzle Part# NZIN (Specify Color)**

Performance Chart Based On 1.5' Height

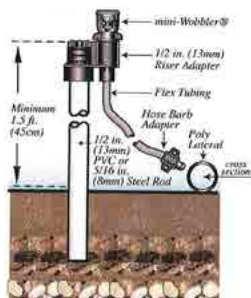
Noz PSI	GOLD NOZZLE 3/32" #XCEL-6		LIME NOZZLE 7/64" #XCEL-7		LAVENDER NOZZLE 1/8" #XCEL-8		GRAY NOZZLE 9/64" #XCEL-9		TURQUOISE NOZZLE 5/32" #XCEL-10		YELLOW NOZZLE 11/64" #XCEL-11		RED NOZZLE 3/16" #XCEL-12		WHITE NOZZLE 13/64" #XCEL-13		BLUE NOZZLE 7/32" #XCEL-14	
	GPM	DIA	GPM	DIA	GPM	DIA	GPM	DIA	GPM	DIA	GPM	DIA	GPM	DIA	GPM	DIA	GPM	DIA
10	.77	37.5	1.09	39.5	1.44	41.0	1.84	42.0	2.26	42.8	2.73	43.4	3.23	44.2	3.77	44.8	4.34	45.4
15	.94	41.6	1.33	43.4	1.73	46.0	2.21	46.8	2.72	47.4	3.29	48.2	3.89	48.8	4.45	49.2	5.23	49.6
20	1.08	45.7	1.53	47.2	2.02	48.2	2.58	48.8	3.18	49.4	3.84	50.0	4.54	50.4	5.31	50.8	6.11	51.2
25	1.21	46.0	1.71	47.4	2.25	48.6	2.87	49.4	3.54	50.0	4.27	50.6	5.05	51.2	5.87	51.6	6.84	52.0

# MINI WOBBLER

The Mini-Wobbler is an off-center rotary-action sprinkler designed for solid-set irrigation systems. Utilizing the same technology as the popular Xcel Wobbler, the Mini-Wobbler provides outstanding uniformity and an excellent distance of throw at low pressure. It produces a gentle application of water with reduced vibration. Its large diameter of coverage combined with outstanding distribution uniformity make it an ideal choice for nursery and under tree irrigation systems.



- Outstanding uniformity and distance of throw at low pressure.
- Low angle of throw to reduce wind drift and distortion of spray pattern.
- Only one moving part for longer life than conventional rotating or spinning sprinklers.
- Constructed entirely of high-impact engineering grade thermoplastics for excellent corrosion resistance.



1/2" Male Base

**Wobbler** ..... \$ 3.25  
**Nozzle Only** ..... \$ 0.75  
**Nozzle Part# MWNZ (Specify Color)**

Noz PSI	#MW5-4	#MW5-5	#MW5-6	#MW5-7	#MW5-8
	LT. BLUE NOZZLE 1/16"	BEIGE NOZZLE 5/64"	GOLD NOZZLE 3/32"	LIME NOZZLE 7/64"	LAVENDER NOZZLE 1/8"
	GPM Dia.	GPM Dia.	GPM Dia.	GPM Dia.	GPM Dia.
10	.37 25.5'	.48 29.5'	.77 31'	1.09 33'	1.44 34'
15	.42 26.4'	.64 30.8'	.95 33.2'	1.30 34.8'	1.67 35.6'
20	.50 28.0'	.75 33.6'	1.10 36'	1.51 37.6'	1.95 38.4'
25	.56 29.2'	.84 34.8'	1.25 36.8'	1.69 38.4'	2.18 39.2'
30	.62 30.4'	.91 35.6'	1.36 37.2'	1.86 38.8'	2.39 39.6'

Wobbler performance chart based on 1.5' riser height

## Riser Assembly

ITEM#	DESCRIPTION	PRICE
RS3	1/4" x 36" Tubing with 1/2" adapter ...	\$ 3.25
RS4	1/4" x 48" Tubing with 1/2" adapter ...	\$ 3.50
SS24	24" Steel Stake	\$ 2.75
SS36	36" Steel Stake	\$ 3.00
SS48	48" Steel Stake	\$ 3.25

- Riser adapters will accept 1/2" or 3/4" PVC pipe or 5/16" steel stake.
- Install with standard FP-420 punch tool.

**Inverted wobblers work great as hanging assemblies in greenhouses; 30' Diameter.**

**Wobbler** ..... \$ 3.25  
**Nozzle Only** ..... \$ 0.75  
**Nozzle Part# MWNZ (Specify Color)**

1/2" Male Base



ITEM#	DESCRIPTION	PRICE
DS2	Check Valve For Inverted Wobbler	\$ 5.50
DRA24	24" Drop Tube For Inverted Wobbler	\$ 5.75

Noz PSI	#MW5-5INV	#MW5-6INV	#MW5-7INV	#MW5-8INV
	BEIGE NOZZLE 5/64"	GOLD NOZZLE 3/32"	LIME NOZZLE 7/64"	LAVENDER NOZZLE 1/8"
	GPM Dia.	GPM Dia.	GPM Dia.	GPM Dia.
20	0.75 29.5	1.10 31	1.51 33	1.95 34
25	0.84 30.8	1.25 33.2	1.69 34.8	2.18 35.6

Inverted wobbler performance chart dia. based on 3' height above crop



# SUBSURFACE DRIP IRRIGATION



SDI is more than an irrigation method for row crops, it's a management tool that allows growers to apply the precise amount of water and nutrients required directly to the root zone during the plant's critical growth stages. Water and nutrients are also used more efficiently so input costs are reduced while increasing yields.

Driplines are buried 8-15" below the soil surface and spaced 30-60" apart enabling water and fertilizer to easily reach each plant's root zone. When properly maintained, a high quality drip system can last up to 20 years or more. Please call for more info or visit <https://www.rivulis.com/crop/sdi/> and [netafimusa.com](http://netafimusa.com).



## SYSTEM COMPONENTS

- Dripline; 15 Mil with drippers spaced 20"-24" (Pages 10 & 11)
- Dripline Applicator; (Page 42)
- Pump; (Page 68)
- Filter; screen for well water, disk or sand media for surface water (Page 30)
- Pressure Regulator; adjustable (Page 27)
- Air Vents; (Page 24)
- Fertilizer Injector; 110 Volt (Page 32)
- Flow Meter; with totalizer (Page 25)





## 6818 SUBSURFACE DRIP APPLICATOR



Built with Replaceable Wear Points



Heavy Duty Machine

### STANDARD FEATURES

- Heavy Duty Frame w/ Category II & Category III 3-Point Hitch
- Depth Adjustable from 4" - 18"
- 6" x 6" x 1/2" Tool Bar; 30" - 68" Row Centers
- Shear Bolts For Rocky Soil
- Convenient Operator Platform
- Drip Attachment Has Adj. On Demand Brake
- Replaceable Shank Tooth & Shin Guard
- Replaceable, Hardened Wear Plate On Side & Bottom Of Shank
- 2" ID Stainless Steel Down Tube For 5/8" - 1-1/8" Tape
- Roller Guides To Prevent Tape Twist
- Spare Roll Carrier To Hold 9 Rolls
- 45° Spool Holder For Fast & Easy Loading
- **Optional Rear Closure Disk**



## MODEL 480 PLASTIC MULCH LAYER



User Friendly Disk Adjustment



Auto Start & Plastic Mulch Cutter



New Concept For Firmer Bed

## STANDARD FEATURES

- 60" Row Centers, 80 HP FWD Minimum
- Automatic Steering Correction (Ro-Trak)
- Adjustable Bed Height; 4" or 8"
- Lays Only 48" Plastic
- Automatically Starts Plastic Film
- Manual Plastic & Drip Tape Cutters
- On the Go Plastic Roll Change
- On the Go Turn Buckle Cover Disk Adjustment
- Adjustable Crowned or Flat Bed Top
- Adjustable Brake Tension on Plastic Roll Carriers
- Adjustable Row Markers
- Category II, 3-Point Hitch
- Operator Seat
- Replaceable, Reversible Plow Shear Blades
- UHMW (replaceable) Poly Lined Bed Press

## OPTIONS

- Single or Double Drip Attachment
- Hydraulic Cover Disk Adjustment



## MODEL 2670 PLASTIC MULCH LAYER



Automatic Rotrak



Hydraulic Cover Disk



Center Bed Fillers

### STANDARD FEATURES

- 64" Row Centers w/ 4' Plastic, 80 HP FWD Minimum
- **On the Go Turn Buckle Cover Disk Adjustment**
- Adjustable Plastic Width From 3' to 5' Wide
- Adjustable Bed Height From 5" to 9" High
- Adjustable Brake Tension on Plastic Roll Carriers
- Bed Press has Adjustable Side Press Plates
- Operator Seat
- Adjustable Row Markers
- Replaceable, Reversible Plow Share Blades
- UHMW (replaceable) Poly Lined Bed Press
- Spring Loaded Shovels on Side; Helps Loosen Soil For Cover Disk

### OPTIONS

- Automatic Steering Correction (Ro-Trak)
- Single or Double Drip Attachment
- Hydraulic Cover Disk Adjustment
- Crowned Bed Press for Level Fields
- Center Fillers, to Help Fill Center of Bed
- 400 lb. Ground Driven Dry Fertilizer Hopper
- Fumigation Tank Mounts with Gas Knives

#### Why Raised Beds?

- **Earlier Crops:** Raised beds will make your produce crop earlier due to warmer, better drained soil.
- **Cleaner Crops:** Crops are easier to pick & are away from cultivated ground.



## MODEL 2570 PLASTIC MULCH LAYER



Automatic Ro-Trak



Crowned Raised Bed



Center Bed Fillers

## STANDARD FEATURES

- 60" Row Centers w/ 4' Plastic, 70 HP FWD Minimum
- On the Go Turn Buckle Cover Disk Adjustment
- Adjustable Plastic Width from 3' or 4' Wide
- Adjustable Bed Height from 3" to 7" High
- Adjustable Brake Tension on Plastic Roll Carriers
- Bed Press has Adjustable Side Press Plates
- Operator Seat
- Adjustable Row Markers
- Replaceable, Reversible Plow Shear Blades
- UHMW (replaceable) Poly Lined Bed Press
- Spring Loaded Shovels on Side; Helps Loosen Soil for Cover Disk

## OPTIONS

- Automatic Steering Correction (Ro-Trak)
- Single or Double Drip Attachment
- Hydraulic Cover Disk Adjustment
- Crowned Bed Press for Level Field
- Center Fillers; To Help Fill Center of Bed
- 400 lb. Ground Driven Dry Fertilizer Hopper
- Fumigation Tank Mounts with Gas Knives

### Why Raised Beds?

- **Earlier Crops:** Raised beds will make your produce crop earlier due to warmer, better drained soil.
- **Cleaner Crops:** Crops are easier to pick & are away from cultivated ground



## MODEL 2470 MINI MULCH LAYER



Designed For Compact Tractors



Ideal For Small Acreage



Water Tank for Weight

## STANDARD FEATURES

- Will Lay 4' Plastic; 56" Minimum Row Spacing
- Requires Minimum 40 HP w/ 4-Wheel Drive
- Extra Narrow Machine for High Tunnels
- On the Go Turn Buckle Cover Disk Adjustment
- Adjustable 3" to 5" Bed Height
- Adjustable Weight with Water Tank for Firmer Press Bed
- Adjustable Tension Brake on Plastic Roll Carriers
- Replaceable, Reversible Plow Shears
- ½" UHMW Poly Lined Bed Press
- Category I & II 3-Point Hitch

## OPTIONS

- Optional Single or Double Drip Attachment
- Optional Center Fillers For Heavy Soils
- Quick Hitch Attachment

46

Powder Coated  
Quality Baked-On Paint





## Model 2370 Flat Bed Mulch Layer



Model 2370 Flat Bed Layer



Ideal for Smaller Tractors



Trench Opener & Leveling Blade

## STANDARD FEATURES

- Approximate Tractor Size: 35 - 60 HP FWD
- 58" Minimum Row Spacing
- On the Go Turn Buckle Cover Disk Adjustment
- Will Lay 3' - 5' Wide Plastic
- Extra Plastic Roll Carrier
- 16" Cover Disks with Dirt Shields
- Compact Machine; Category I 3-Point Hitch
- Lays Clear Plastic Over Sweet Corn
- Adjustable Row Markers
- Adjustable Brake Tension on Plastic Roll Carriers
- Independent Disk & Press Wheels

## OPTIONS

- Optional Depth Wheels (For Sweet Corn)
- Optional Single or Double Drip Attachment



## MODEL 1670 WATER WHEEL TRANSPLANTER



Optional Top Tray & Side Ladder



Clear View To Plastic Row



Optional Trailer/3-Point Combination

### STANDARD FEATURES

- **Approximate Tractor Size: 50 - 70 HP FWD**
- **Will Plant 60" Row Centers (Minimum)**
- Field Ready with One Planting Wheel
- Plants Bare Roots, Pots & Plugs
- Capability of 9" - 36" Row Spacing & One to Four Planting Wheels (Standard)
- Two 80 Gallon Tanks
- Up to 25 Tray Carrying Capacity
- Quick Change Planting Wheel Setup
- Easy Adjustment for Comfort on Seat & Foot Rest
- Large Tires with Highway Bearings
- Side Valve for Washing Hands
- Galvanized Expanded Metal Trays

### OPTIONS

- Side Ladder
- Top Tray
- Larger Rack To Fit Styrofoam Trays
- 3rd & 4th Seat with Trays
- Trailer / 3-Point Combination
- Quick Fill (2" Quick Coupler Connection)

48

**Powder Coated**  
Quality Baked-On Paint





## MODEL 1270 WATER WHEEL TRANSPLANTER



Notice: Fully Open Back



Clear View to The Plastic Row



Optional Trailer Hitch

### STANDARD FEATURES

- Approximate Tractor Size: 35 - 60 HP FWD
- Will Plant 62" Row Centers (Minimum)
- Compact; Category I & II 3-Point Hitch
- Field Ready with One Planting Wheel
- Plants Bare Roots, Pots, & Plugs
- Capability of 9" - 16" Row Spacing & One or Two Planting Wheels (Standard)
- Two 50 Gallon Water Tanks
- 10 Tray Capacity; 15 with Top Tray
- Quick Change Planting Wheel Setup
- Easy on the Go Seat Adjustment
- Galvanized Expanded Metal Trays

### OPTIONS

- Extra Top Tray
- Trailer / 3-Point Combination



## MODEL 1800 MULCH LIFTER



Standard Lifter



Automatic Reset Without Center Coultter



Automatic Reset Lifter

## STANDARD FEATURES

- **Approximate Tractor Size: 55 - 100 HP FWD**
- Will lift plastics from 3' - 5' Wide with fast & easy adjustments
- Lifting plows uses Case I.H. 18" right & left hand "**Deep-Suck**" Shares
- Spring loaded trash and vine cutting side disks
- Removable center disk included, to cut plastic in middle
- H.D. prongs with adjustable height to lift plastic
- Shanks have 5/8" safety shear bolts; Auto-Reset is Optional
- The Challenger is built to last and make your job easier.



50





3-Row Model 2570 Mulch Layer

## 3-Row MACHINES AVAILABLE WITH MOST MODELS



3-Row Model 1670 Transplanter



3-Row Model 2570 Mulch Layer

### FEATURES & OPTIONS

- **Approximate tractor size: 150 to 250 HP**
- Flex tool bar & 3 individual machines to flex over uneven terrain
- Tool bar designed for narrower row spacing
- Compact tool bar with adjustable row spacing
- Standard cat. II & III 3-point hitch
- Compatible with most styles quick hitch
- **Optional** custom built machines for extra narrow row spacing
- **Optional** manual row markers for mulch laying machines
- **Optional** quick-fill for 3-row transplanters; single coupler connection to fill 6 tanks at one time



# OPTIONS

## FOR MODEL 2670 AND 2570 PLASTIC MULCH LAYERS



**Ro-Trak Sensor**

### AUTOMATIC RO-TRAK

#### WHAT IS "RO-TRAK"?

"Ro-Trak" is a steering correction for the Model 2670, 2570 and 480 raised bed plastic mulch layers. "Ro-Trak" electronically senses when the tractor shifts and hydraulically makes adjustments to keep the machine on track.



**Fumigating Attachment**

Includes:

- Two or Three Fumigating Knives Mounted on Front
- Tank Holders for Two Fumigation Tanks & One Nitrogen Tank
- **Mounts on Model 2670 and 2570**

**Note:** Operator Seat Mounts To Side



**Drive Wheel and Gear Box**



**Front View of Fertilizer Hopper**

### Stainless Steel Dry Fertilizer Hopper

- Approximate 400 Pound Capacity
- Ground Drive for Consistent Fertilizer Flow
- Speed Selection on Fertilizer Discharge Auger

**Powder Coated**  
Quality Baked-On Paint

- 25 Different Speed Selections
- Side Mounted Operator Seat
- **Available on Model 2670 and 2570**

# 2025 MACHINERY PRICE LIST

## MODEL 2670 RAISED BED MULCH LAYER

<b>2670A</b> .....	<b>Model 2670 with Auto RO-TRAK</b> .....	2,050 Lb. Shipping Weight .....	\$ <b>6,550.00</b>
<b>2670M</b> .....	<b>Model 2670 with Manual RO-TRAK</b> .....	1,800 Lb. Shipping Weight.....	\$ <b>5,900.00</b>
<b>2670-3ROW</b> .....	<b>Model 2670 Three Row Machine</b> with Flex Hitch Tool Bar .....		\$ <b>20,950.00</b>
<b>2670BO</b> .....	Bedder Only, Forms Bed 4" - 8" High and 20" - 44" Wide.....		\$ <b>4,100.00</b>
<b>3ROW-TBO</b> .....	18' x 6" x 6" Tool Bar <b>ONLY</b> for 3-Row Machines .....		\$ <b>3,700.00</b>
<b>604C</b> .....	Manual Row Markers for 3-Row Machines.....		\$ <b>485.00</b>

### OPTIONAL ATTACHMENTS

<b>142</b> .....	Center of Bed Fillers with Shear Bolt.....		\$ <b>195.00</b>
<b>DRIP1</b> .....	Drip Irrigation Attachment.....For Stainless Steel Down Pipe; Add <b>\$59.00</b> .....		\$ <b>320.00</b>
<b>DRIP2</b> .....	Double Drip Irrigation Attachment.....		\$ <b>485.00</b>
<b>HYDD-6</b> .....	Hydraulic Cover Disk Adjustment .....		\$ <b>1,125.00</b>
<b>2670CPP</b> .....	Crowned Raised Bed .....		\$ <b>125.00</b>
<b>FH-GD-2670</b> .....	Stainless Steel Dry Fertilizer Attachment; Ground Drive w/ Side Seat.....		\$ <b>2,000.00</b>
<b>FH-HYD</b> .....	Stainless Steel Dry Fertilizer Attachment; hydraulic drive for 3-row machines.....		\$ <b>1,700.00</b>
<b>2670FA</b> .....	Fumigation Attachment w/ Side Seat & 2 Knives; (3 Knife Optional; Add <b>\$90.00</b> ).....		\$ <b>710.00</b>

## MODEL 2570 RAISED BED MULCH LAYER

<b>2570A</b> .....	<b>Model 2570 with Auto RO-TRAK</b> .....	1,625 Lb. Shipping Weight.....	\$ <b>6,000.00</b>
<b>2570M</b> .....	<b>Model 2570 with Manual RO-TRAK</b> .....	1,625 Lb. Shipping Weight.....	\$ <b>5,350.00</b>
<b>2570-3ROW</b> .....	<b>Model 2570 Three Row Machine</b> with Flex Hitch Tool Bar .....		\$ <b>19,300.00</b>
<b>2570BO</b> .....	Bedder Only, Forms Bed 3" to 7" High and 20" to 34" Wide.....		\$ <b>3,500.00</b>
<b>3ROW-TBO</b> .....	18' x 6" x 6" Tool Bar <b>ONLY</b> for 3-Row Machines .....		\$ <b>3,700.00</b>
<b>604C</b> .....	Manual Row Markers for 3-Row Machines.....		\$ <b>485.00</b>

### OPTIONAL ATTACHMENTS

<b>2-142</b> .....	Center of Bed Fillers with Shear Bolt.....		\$ <b>195.00</b>
<b>DRIP1</b> .....	Drip Irrigation Attachment.....For Stainless Steel Down Pipe; Add <b>\$59.00</b> .....		\$ <b>320.00</b>
<b>DRIP2</b> .....	Double Drip Irrigation Attachment.....		\$ <b>485.00</b>
<b>HYDD-5</b> .....	Hydraulic Cover Disk Adjustment .....		\$ <b>1,125.00</b>
<b>2570CPP</b> .....	Crowned Raised Bed .....		\$ <b>125.00</b>
<b>FH-GD-2570</b> .....	Stainless Steel Dry Fertilizer Attachment; Ground Drive w/ Side Seat.....		\$ <b>2,000.00</b>
<b>FH-HYD</b> .....	Stainless Steel Dry Fertilizer Attachment; hydraulic drive for 3-row machines.....		\$ <b>1,700.00</b>
<b>2570FA</b> .....	Fumigation Attachment w/ Side Seat & 2 Knives; (3 Knife Optional; Add <b>\$90.00</b> ).....		\$ <b>710.00</b>

## MODEL 480 RAISED BED MULCH LAYER

<b>480A</b> .....	<b>Model 480 with Auto RO-TRAK</b> .....	2,600 Lb. Shipping Weight.....	\$ <b>8,050.00</b>
-------------------	------------------------------------------	--------------------------------	--------------------

### OPTIONAL ATTACHMENTS

<b>480 DRIP1</b> .....	Drip Irrigation Attachment.....For Stainless Steel Down Pipe; Add <b>\$59.00</b> .....		\$ <b>320.00</b>
<b>480 DRIP2</b> .....	Double Drip Irrigation Attachment.....		\$ <b>485.00</b>
<b>HYDD-4</b> .....	Hydraulic Cover Disk Adjustment.....		\$ <b>1,125.00</b>

**3 YEAR LIMITED WARRANTY ON RAIN-FLO EQUIPMENT**

All Machine Prices Include Domestic Crating; FOB East Earl, PA

# 2025 MACHINERY PRICE LIST

## MODEL 2470 RAISED BED MULCH LAYER

2470..... Model 2470 Mini Layer.....1,230 Lb. Shipping Weight..... \$ 3,875.00

### OPTIONAL ATTACHMENTS

2470 DRIP1 ..... Single Drip Irrigation Attachment..... \$ 320.00  
 2470 DRIP2 ..... Double Drip Irrigation Attachment ..... \$ 485.00  
 718S ..... Stainless Steel Drip Down Pipe Upgrade ..... \$ 59.00  
 775S ..... Center of Bed Fillers ..... \$ 110.00  
 QH2470 ..... Quick Hitch Attachment ..... \$ 155.00

## MODEL 2370 FLAT BED MULCH LAYER

2370..... Model 2370 Machine.....1,075 Lb. Shipping Weight..... \$ 2,950.00  
 2370-3ROW ..... Model 2370 Three Row Machine with Flex Hitch Tool Bar ..... \$ 12,800.00  
 604C..... Manual Row Markers for 3-Row Machine..... \$ 485.00

### OPTIONAL ATTACHMENTS

2370 DRIP1 ...Single Drip Irrigation Attachment..... \$ 320.00  
 2370 DRIP2 ...Double Drip Irrigation Attachment..... \$ 485.00  
 518S ..... Stainless Steel Drip Down Pipe Upgrade ..... \$ 59.00  
 580..... Depth Wheels to lay clear plastic over sweet corn..... \$ 245.00

## CHALLENGER 1800 MULCH LIFTER

1800..... MODEL 1800 Standard Shear Bolt.....850 lb. Shipping Wt..... \$2,550.00  
 460..... Replacement Plow Shears, Left and Right (18" Deep-Suck).....(Set) \$ 58.00  
 430..... Replacement Disk Blades and Bolts ..... \$ 25.00  
 459..... Replacement Side Disk Hub With Bolts..... \$ 75.00  
 50 ..... Replacement Wheel, Tire, and Bearings ..... \$ 70.00  
 435..... Replacement Shear Bolts..... \$ 1.00

### AUTOMATIC RESET

1800A..... MODEL 1800 Automatic Reset .....1,095 lb. Shipping Wt..... \$ 3,400.00

## SUBSURFACE DRIP TAPE APPLICATOR

Model 6818SDI-5 ..... 5-Row 4"-18" ..... SDI Applicator.....4,290 Lb. .... \$13,900.00  
 Model 6818SDI-3 ..... 3-Row 4"-18" ..... SDI Applicator.....3,015 Lb. .... \$9,700.00  
 Model 4810SDI-3 ..... 3-Row 0-10" ..... SDI Applicator.....1,450 Lb. .... \$4,400.00  
 Model 3803SDI-3 ..... 3-Row 0-3" ..... SDI Applicator.....1,015 Lb. .... \$3,150.00

### OPTIONAL ATTACHMENTS

RCDS..... Single; Optional Rear Closure Disk; For All Models..... 50 lb ..... \$ 175.00  
 RCDD ..... Double; Optional Rear Closure Disk; For 6818 & 4810..... 100lb ..... \$ 350.00

# 2025 Machinery Price List

## MODEL 1670 WATER WHEEL PLANTER

1670*	3-Point Planter	1,100 lb. Shipping Weight	\$ 3,150.00
1670T*	3-Point & Trailer Combination	1,200 lb. Ship Wt	\$ 3,600.00
1670-3ROW**	Model 1670 Three Row Machine with Flex Hitch Tool Bar		\$ 13,300.00
1670-TBO	18' x 6" x 6" Tool Bar ONLY for 3-Row Model 1670		\$ 3,700.00

### OPTIONAL ATTACHMENTS

390	Top Rack Behind Tanks	\$ 140.00
390B	Wider Racks For Styrofoam Trays	\$ 215.00
379C	Side Ladder	\$ 95.00
340B-70	3rd or 4th Seat with double tray shelf	each \$ 360.00
327A	3rd & 4th Wheel Plumbing	\$ 75.00
384A	Trailer Hitch Kit Upgrade For 3-Point Planter	\$ 475.00
QFILL3	Optional Quick Fill; Has Quick Coupler to Fill 3 Tanks at Once	\$ 270.00

\* One Standard Wheel of your choice Included  
 \*\* Three Standard Wheels of your choice Included

## MODEL 1270 WATER WHEEL PLANTER

1270*	3-Point Planter	675 lb. Shipping Weight	\$ 2,800.00
1270T*	3-Point & Trailer Combination	750 lb. Shipping Wt	\$ 3,000.00

### OPTIONAL ATTACHMENTS

TT1270	Top Rack Between Tanks	\$ 140.00
850C	Trailer Hitch Kit Upgrade For 3-Point Planter	\$ 250.00

\* One Standard Wheel of your choice Included

## PLANTING WHEELS FOR PLANTERS

### Part #355 (Specify Spacing) PLANTING WHEELS WITH SPIKES WELDED IN PLACE

Planting Wheels; 12", 15", 18", 24", 30", 36", 42", 48", 52", 60, 62", 72" with C Spikes	12" D Strawberry	\$ 145.00
Wheels not Standard Spacing or Spikes	Wheel Spacing Under 12"	\$ 180.00

### Planting Wheels with Adjustable Spike Spacing & Size (Order Snap-on Spikes Separate)

\*Spacing Below Based On "C" Spike; May Vary if Larger or Smaller Spike is Used\*

Without Spikes

<b>Super Wheel for Snap-On Spike #355-S24</b> (24" Drum)									\$145.00
Plant Spacing	8"	16"	22"	28"	40"	77"			
Number Of Spikes Per-Wheel	12	6	4	3	2	1			
<b>Super Wheel for Snap-On Spike #355-S26</b> (26" Drum)									\$145.00
Plant Spacing	6"	12"	17"	31"	45"	86"			
Number Of Spikes Per-Wheel	18	9	6	3	2	1			
<b>Super Wheel for Snap-On Spike #355-S30</b> (30" Drum)									\$145.00
Plant Spacing	5"	10"	14"	19"	27"	35"	51"	98"	
Number Of Spikes Per-Wheel	24	12	8	6	4	3	2	1	

Extra Grommets Only #GROMMET	\$ 0.58
Extra Snap Pins Only #239CLP	\$ 0.10

GROMMETS INCLUDED FREE WITH EACH SUPER WHEEL

Also includes free snap pins to secure spikes if any trouble is experienced with the spikes popping out because of rocks, etc.

### PLANTER WHEEL SPIKE SIZES

Width @ Top →	← 2" →	← 1½" →	← 1¼" →	← 1⅛" →	← 1" →	← 1" →
Length →	↑ 6" ↓	↑ 5½" ↓	↑ 4½" ↓	↑ 4" ↓	↑ 3½" ↓	↑ 2½" ↓
Base →	← 4" →	← 3¾" →	← 2⅝" →	← 2¼" →	← 2" →	← 1¼" →
Snap-On Spike →	3" Pots 392A/ \$10.00	2½" Pots 392B/ \$9.00	*Standard* 50 to 72 Count Tray 392C/ \$5.00	72 to 96 Count Tray 392D/ \$5.00	96 to 128 Count Tray 392E/ \$4.50	Seeds Welded Wheels Only Not Available for Super Wheels

Equip. Pricing

# BATTERY POWERED CONTROLLERS

## GARDEN HOSE TIMERS



- Flow rate up to 5 GPM
- Up to 24 start times per day
- Automatic and manual operation
- Watering duration from 3 to 120 minutes
- Timed manual modes
- Timed rain delay

**A675CT**.....\$ 50.00



- Garden hose thread
- 5 Button LCD display
- Watering durations in 1 minute increments
- Four start times per day
- **Max 8 GPM & 100 PSI**
- Powered by 2 AA Battery

**HRC980**.....\$ 50.00

## MULTI VALVE CONTROLLER

### Applications

- Commercial & Residential
- Sprinklers and Drip Systems
- Isolated Areas

### Features

- Five start times per day
- Watering durations in 1 minute increments from 1 minute to 12 hours
- 7 day programming schedule or intervals from 1 to 30 days
- Powered by two 1.5 volt alkaline batteries
- Manual irrigation cycle via the controller
- Completely waterproof
- Automatic, semi-automatic, and manual operation
- Approx. one year battery life



### DC Valves

ITEM#	DESCRIPTION	PRICE
<b>710A-075</b> .....	¾" Valve.....	\$ 97.00
<b>710A-100</b> .....	1" Valve.....	\$ 104.00
<b>710A-150</b> .....	1½" Valve.....	\$ 160.00
<b>710A-200</b> .....	2" Valve.....	\$ 170.00
<b>CONTROLLER ONLY</b>		
<b>710A-000</b> .....	1 Station.....	\$ 90.00
<b>740A-000</b> .....	4 Station.....	\$ 98.00
<b>760A-000</b> .....	6 Station.....	\$ 105.00

# MISTING/PROPAGATION CONTROLLER

## BATTERY CONTROLLED MISTING

### Features

- Powered by two 1.5 volt alkaline batteries
- Durations from 1 second up to 12 hours in 1 second increments
- Completely Waterproof
- Digital display, blinking low battery indicator
- Automatic, semi-automatic and manual operation
- Hundreds of starts/stops per day in cyclical program

### Programs

- Standard watering cycle: Seven day calendar with five start times per day
- Cyclical watering cycle: From 1 day up to 30 days with one start time per day
- Repeat watering cycle: From 1 hour to 23 hours
- Repeat watering cycle in one minute intervals with windows to start at a.m. or p.m., and window to close at a.m. or p.m.



### DC Valves

Single Station  
For Propagation

ITEM#	DESCRIPTION	PRICE
<b>710AP-000</b> .....	No Valve.....	\$ 95.00
<b>710AP-075</b> .....	¾" Valve.....	\$ 106.00
<b>710AP-100</b> .....	1" Valve.....	\$ 112.00

# ELECTRIC VALVES FOR CONTROLLERS

## DC VALVES



ITEM#	SIZE	PRICE
<b>710ADC-075</b> .....	¾".....	\$ 40.00
<b>710ADC-100</b> .....	1".....	\$ 40.00
<b>710ADC-150</b> .....	1½".....	\$ 90.00
<b>710ADC-200</b> .....	2".....	\$ 96.00
<b>S305-DC</b> .....	12V Solenoid Only...	\$ 17.50

## AC VALVES



**Netafim Dorot Brand Plastic**

ITEM#	SIZE	VOLT	PRESSURE	GPM	PRICE
<b>EV1</b>	1"	24	3-115	1-40	\$ 24.00
<b>EV1110</b>	1"	110	3-115	1-40	\$ 58.00
<b>EV15</b>	1½"	24	10-115	1-125	\$ 75.00
<b>EV15110</b>	1½"	110	10-115	1-125	\$ 98.00
<b>EV2</b>	2"	24	10-150	1-175	\$ 82.00
<b>7035</b>	110V Solenoid Only				\$ 56.00
<b>7140</b>	24V Solenoid Only				\$ 28.00



# TORO EVOLUTION CONTROLLER



### FEATURES

- 4 Zones Expandable to 16 Zones
- Automatic and Manual Operation
- Up To 12 Start Times Per Day
- Weather-Resistant, Lockable Case
- Programmable Valve runtime from 1 second to 24 hours
- Operate up to 4 Valves at one time
- Capable of running 3 schedules in different time windows
- Can be used for Misting/Propagation Applications
- Capable of Programming Valves in seconds, minutes or hour intervals
- Loop Watering Optional
- Pulse Watering Optional
- WATER OFF Timer from 1-14 Days
- Rain Sensor Compatible
- Soil Sensor Compatible
- Wireless Handheld Remote Compatible

**110 Volt AC Power Supply**  
**24 Volt Valves**

4 Station Controller.....	<b>EVO-4AG</b> .....	<b>\$ 235.00</b>
4 Zone Module .....	<b>EMOD-4</b> .....	\$ 33.00
12 Zone Module .....	<b>EMOD-12</b> .....	\$ 112.00

## EVOLUTION ACCESSORIES



Wireless Internet Gateway	Wireless Handheld Remote	Wireless Soil Sensor	Wireless Auxiliary Relay	Wireless Weather Sensor	Smart Connect Plug-In Receiver
<b>#EVO-IG</b>	<b>#EVO-HH</b>	<b>#PSS-SEN</b>	<b>#EVO-AR</b>	<b>#EVO-WS</b>	<b>#EVO-SC</b>
\$88.00	\$92.00	\$65.00	\$92.00	\$62.00	\$70.00

## WIRELESS CONTROLLER

### PROGRAMING FEATURES

- Up to 6 daily start cycles.
- Program timing adjustable from 10 seconds to 12 hours in 1 second increments.
- Automatic or manual operation.
- Includes 4 different irrigation plans. Select between weekly, periodical days, even/odd days or a defined time frame.
- **Smartphone bluetooth controller; must download the ILRI app; available on the Google Play or Apple App store.**
- Able to connect to controller from up to 32' away!
- Maximum 116 PSI working pressure.



ITEM#	SIZE	PRICE
<b>SCC1</b> .....	1" .....	\$ 85.00
<b>SCC15</b> .....	1½" .....	\$ 125.00
<b>SCC2</b> .....	2" .....	\$ 125.00
<b>SCC0</b> .....	Smart Controller Only .....	\$ 65.00



# BRASS PART CIRCLE SPRINKLERS

## BUCKNER 90DZ



1/2"



20050 w/ 5/32" Nozzle ..... \$ 13.50  
 Extra Nozzles ..... \$ 0.75  
 Nozzle Part# NOZ90-(Specify Size)

Base PSI	Nozzle 5/32"	
	GPM	RAD
25	3.3	38
30	3.6	39
35	3.8	39
40	4.1	40
45	4.3	40
50	4.5	41

## ZINC STAKE



Orbit Irrigation Products, Inc.

1/2" FPT Sprinkler  
 Connection

Zinc Stake with Garden  
 Hose connection for  
 mounting sprinklers.

981HS.....\$6.50

## GARDEN SPRINKLER



Orbit Irrigation Products, Inc.

• Garden Sprinkler with Spiked Base  
 • Up to 106' Diameter @ 30 PSI

999TD1S.....\$38.00

\*See Page 61 for Sprinklers w/ Stands

## BUCKNER 261SDX



3/4"




261SDX.....\$ 37.00  
 Extra Nozzles ..... \$ 1.25  
 Nozzle Part# NOZ-(Specify Size)

Base PSI	NOZZLE									
	5/32"		11/64"		3/16"		13/64"		7/32"	
	#261-10	#261-11	#261-12	#261-13	#261-14	GPM	RAD	GPM	RAD	
30	3.9	41	4.6	44	5.5	44	6.5	46	7.5	46
35	4.2	42	5.0	45	6.0	45	7.0	47	8.0	48
40	4.5	43	5.3	46	6.4	47	7.5	48	8.6	52
45	4.75	44	5.6	47	6.8	48	8.0	49	9.2	53
50	4.9	45	6.0	48	7.2	49	8.4	50	9.6	54
55	5.2	46	6.3	49	7.5	49	8.8	51	10.0	54
60	5.4	47	6.6	50	7.9	50	9.1	54	10.5	55
65	5.6	48	6.9	50	8.2	51	9.5	54	10.9	56
70	5.8	49	7.1	51	8.6	52	9.8	55	11.3	57
75	6.1	50	7.4	52	8.8	52	10.2	55	11.8	57
80	6.3	51	7.6	52	9.1	53	10.5	56	12.1	58

RAD is radius of throw measured in feet with sprinkler on 12" riser

## BUCKNER 360SAX



1"



360SAX.....\$ 84.00  
 Extra Nozzles ..... \$ 6.75  
 Nozzle Part# NOZ-(Specify Size)

Base PSI	NOZZLE											
	7/32"		1/4"		9/32"		5/16"		11/32"		3/8"	
	#360-14	#360-16	#360-18	#360-20	#360-22	#360-24	GPM	RAD	GPM	RAD	GPM	RAD
30	7.6	51	9.9	53	12.4	56	15.3	57	18.0	60	21.0	62
35	8.2	53	10.7	55	13.4	58	16.4	60	19.4	62	22.6	65
40	8.8	55	11.5	57	14.4	61	17.7	63	20.8	65	24.3	68
45	9.3	57	12.1	59	15.1	62	18.7	65	22.0	67	25.7	70
50	9.8	59	12.8	62	15.9	64	19.7	67	23.3	70	27.1	73
55	10.3	60	13.5	63	16.8	66	20.7	69	24.3	72	28.2	74
60	10.8	62	14.1	64	17.6	68	21.6	72	25.4	74	29.3	76
65	11.3	63	14.7	66	18.3	69	22.5	73	26.5	76	30.5	78
70	11.7	65	15.3	68	19.0	71	23.4	75	27.6	78	31.9	81
75	12.1	66	15.8	69	19.6	72	24.1	76	28.6	79	33.0	82

RAD is radius of throw measured in feet with sprinkler on 12" riser

## RAINBIRD 85EHD



1 1/4"




85EHD.....\$330.00  
 Extra Nozzles ..... \$ 11.50  
 Nozzle Part# NOZ-(Specify Size)

Base PSI	NOZZLE													
	3/8" x 7/32"		7/16" x 7/32"		1/2" Plug		9/16" Plug		5/8" Plug		11/16" Plug			
	#85EHD-24	#85EHD-28	#85EHD-32	#85EHD-36	#85EHD-40	#85EHD-42	GPM	RAD	GPM	RAD	GPM	RAD	GPM	RAD
25	26.5	62	32.9	66	33.8	66	42.3	66	51.5	66	61.9	66		
30	29.1	65	36.1	69	37.1	73	46.4	73	56.5	73	68.1	73		
35	31.4	68	39.0	74	40.1	79	50.2	79	61.1	79	73.8	79		
40	33.6	71	41.8	77	42.9	83	53.7	86	65.4	86	79.2	86		
45	35.7	73	44.4	79	45.6	85	57.1	90	69.5	92	84.2	92		
50	37.7	75	46.8	81	48.1	87	60.2	94	73.3	95	88.9	97		
55	39.7	77	49.1	83	50.3	89	63.2	96	77.3	99	93.5	100		
60	41.4	79	51.5	86	53.0	91	65.5	97	80.1	101	97.8	104		
65	43.2	81	53.8	87	55.3	93	69.4	99	84.4	102	102.0	106		
70	44.9	83	55.9	89	57.5	94	72.2	101	87.8	104	106.0	108		
80	48.3	86	60.0	92	61.6	97	77.5	104	94.1	107	113.7	110		
90	51.4	89	63.9	95	65.3	100	82.2	106	99.9	110	120.9	113		
100	54.5	91	67.5	97	68.9	102	87.2	109	105.2	112	127.7	116		

# Brass Full Circle Sprinklers

## BUCKNER 17023R




**Buckner** SUPERIOR

**17023R** ..... \$ 10.00  
**Extra Nozzles** ..... \$ 1.25  
 Nozzle Part# NOZ- (Specify Size)

Base PSI	#17023R-6 3/32" Noz.		#17023R-8 1/8" Noz.		#17023R-10 5/32" Noz.	
	GPM	Rad.	GPM	Rad.	GPM	Rad.
30	1.38	34	2.46	38	3.96	41
35	1.49	34	2.68	39	4.19	42
40	1.60	35	2.81	39	4.48	42
45	1.72	35	3.02	39	4.72	42
50	1.81	36	3.20	40	4.99	43
55	1.90	36	3.36	41	5.22	43
60	1.98	37	3.51	41	5.48	44

## BUCKNER 2000SX



**Buckner** SUPERIOR


**2000SX** ..... \$ 16.50  
**Extra Range Nozzles** ..... \$ 1.25  
 Nozzle Part# NOZ- (Specify Size)

Base PSI	Nozzle Size											
	9/64"		5/32"		11/64"		3/16"		13/64"		7/32"	
	3/32"		3/32"		3/32"		1/8"		1/8"		1/8"	
	#2000-9		#2000-10		#2000-11		#2000-12		#2000-13		#2000-14	
	GPM	DIA	GPM	DIA	GPM	DIA	GPM	DIA	GPM	DIA	GPM	DIA
35	4.89	85	5.78	89	6.73	93	8.63	99	9.66	102	10.61	104
40	5.24	86	6.26	90	7.21	96	9.31	101	10.27	104	11.28	108
45	5.71	86	6.66	92	7.62	97	9.79	102	10.88	106	11.91	110
50	5.85	88	6.87	92	8.03	99	10.41	104	11.42	108	12.58	112
55	6.19	88	7.21	94	8.43	99	10.88	105	12.04	109	13.12	114
60	6.39	90	7.55	94	8.71	101	11.28	106	12.58	110	13.73	115
65	6.73	90	7.88	96	9.11	101	11.76	107	13.06	111	14.21	116
70	6.94	92	8.16	96	9.45	103	12.17	108	13.43	112	14.75	117
75	7.14	92	8.36	98	9.79	103	12.58	109	13.82	113	15.23	118
80	7.28	94	8.64	98	10.06	105	13.05	110	14.21	114	15.71	119

RAD is radius of throw measured in feet with sprinkler on 12" riser

## BUCKNER 350SAX

**Buckner** SUPERIOR



**350SAX** ..... \$ 57.00  
**Extra Nozzles** ..... \$ 6.75  
 Nozzle Part# NOZ- (Specify Size)

Nozzle PSI	#350-14 Nozzle		#350-16 Nozzle		#350-18 Nozzle		#350-20 Nozzle		#350-22 Nozzle		#350-24 Nozzle	
	7/32" x 1/8"		1/4" x 1/8"		9/32" x 1/8"		5/16" x 1/8"		11/32" x 1/8"		3/8" x 1/8"	
	GPM	DIA	GPM	DIA	GPM	DIA	GPM	DIA	GPM	DIA	GPM	DIA
35	10.61	98	13.26	105	15.43	110	18.02	115	20.19	117	23.73	120
40	11.28	102	14.07	108	16.52	115	19.38	119	21.49	122	25.22	125
45	11.91	106	14.89	110	17.54	119	20.40	123	23.05	126	26.72	130
50	12.58	110	15.84	115	18.49	123	21.35	126	24.28	129	28.83	134
55	13.12	113	16.52	117	19.31	126	22.51	130	25.56	134	29.65	140
60	13.73	116	17.06	120	20.26	130	23.52	134	26.52	137	30.80	146
65	14.21	120	17.88	123	21.01	134	24.41	137	27.54	141	31.96	149
70	14.75	121	18.56	126	21.82	138	25.36	141	28.70	145	35.05	151
75	15.23	123	19.04	128	22.57	140	26.18	145	29.37	148	34.07	152

# PLASTIC FULL CIRCLE SPRINKLERS



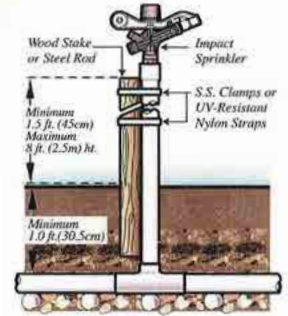
3/4" MPT Base

**Model 3023** ..... \$ 14.50  
**Nozzle Only #NS(Specify Size)** ..... \$ 1.95

Performance Chart Based On 1.5 Ft Height

Part # →	LIME NOZZLE 7/64" x 1/16" 3023-7		LAVENDER NOZZLE 1/8" x 3/32" 3023-8		GRAY NOZZLE 9/64" x 5/64" 3023-9		TURQUOISE NOZZLE 5/32" x 5/64" 3023-10	
	Noz PSI	GPM DIA	GPM DIA	GPM DIA	GPM DIA	GPM DIA	GPM DIA	
25	2.74	75	4.01	79	4.31	82	4.99	85
30	3.00	80	4.36	84	4.70	87	5.45	89
35	3.23	84	4.70	88	5.07	90	5.45	89
40	3.44	87	4.99	91	5.39	90	6.26	96
45	3.64	89	5.27	93	5.70	96	6.62	99
50	3.83	91	5.55	95	6.00	98	6.96	102
55	4.00	92	5.80	96	6.28	100	7.29	104
60	4.16	93	6.04	97	6.54	102	7.60	105

Installation Option



3/4" MPT Base

**Model 4023** ..... \$ 14.50  
**Nozzle Only #NS(Specify Size)** ..... \$ 1.95

Performance Chart Based On 1.5 Ft. Height

Part # →	TURQUOISE NOZZLE 5/32" x 3/32" 4023-10		YELLOW NOZZLE 11/64" x 3/32" 4023-11		RED NOZZLE 3/16" x 3/32" 4023-12		WHITE NOZZLE 13/64" x 3/32" 4023-13		BLUE NOZZLE 7/32" x 3/32" 4023-14	
	Noz PSI	GPM DIA	GPM DIA	GPM DIA	GPM DIA	GPM DIA	GPM DIA	GPM DIA	GPM DIA	
25	5.30	85	6.06	86	6.89	88	7.77	90	8.71	91
30	5.78	89	6.61	91	7.52	93	8.48	95	9.52	96
35	6.23	93	7.13	95	8.10	97	9.15	99	10.3	101
40	6.63	96	7.59	98	8.63	100	9.75	102	11.0	105
45	7.01	99	8.03	101	9.14	103	10.3	106	11.6	109
50	7.37	102	8.45	104	9.62	106	10.9	109	12.2	112
55	7.72	104	8.84	106	10.1	108	11.4	111	12.8	114
60	8.04	105	9.22	108	10.5	111	11.9	114	13.4	117
65	8.35	107	9.58	110	10.9	113	12.3	116	13.9	119
70	8.66	108	9.93	112	11.3	114	12.7	118	14.4	121



3/4" MPT Base

**Model 5023** ..... \$ 14.50  
**Nozzle Only #NS(Specify Size)** ..... \$ 1.95

Performance Chart Based On 1.5 Ft Height

Part # →	WHITE NOZZLE 13/64" x 1/8" 5023-13		BLUE NOZZLE 7/32" x 1/8" 5023-14		BROWN NOZZLE 15/64" x 1/8" 5023-15		ORANGE NOZZLE 1/4" x 1/8" 5023-16		GREEN NOZZLE 17/64" x 1/8" 5023-17		PURPLE NOZZLE 9/32" x 1/8" 5023-18	
	Noz PSI	GPM DIA	GPM DIA	GPM DIA	GPM DIA	GPM DIA	GPM DIA	GPM DIA	GPM DIA	GPM DIA	GPM DIA	
25	7.97	90	8.85	91	9.86	93	10.9	95	12.0	96	13.2	98
30	8.63	95	9.67	96	10.8	98	11.0	100	13.2	101	14.4	103
35	9.29	99	10.4	101	11.6	102	12.8	104	14.1	106	15.5	107
40	9.91	102	11.1	105	12.4	106	13.7	108	15.1	110	16.5	112
45	10.5	106	11.8	109	13.1	110	14.5	112	16.0	114	17.5	116
50	11.0	109	12.4	112	13.8	114	15.3	116	16.9	118	18.5	120
55	11.6	111	13.0	114	14.5	117	16.0	119	17.7	122	19.4	124
60	12.0	114	13.6	117	15.0	120	16.7	122	18.4	125	20.2	127
65	12.5	119	14.1	119	15.7	122	17.4	125	19.1	127	21.0	129
70	12.9	118	14.5	121	16.2	125	18.0	128	19.8	130	21.7	132



1" MPT Base

**Model 7025** ..... \$ 46.50  
**#70NZ(Specify Size)** ..... \$ 2.00

Performance Chart Based On 1.5 Ft. Height

Part # →	#14 NOZZLE 7/32" x 1/8" 7025-14-8		#16 NOZZLE 1/4" x 1/8" 7025-16-8		#18 NOZZLE 9/32" x 1/8" 7025-18-8		#18 NOZZLE 9/32" x 5/32" 7025-18-10		#20 NOZZLE 5/16" x 5/32" 7025-20-10		#20 NOZZLE 5/16" x 3/16" 7025-20-12		#22 NOZZLE 11/32" x 5/32" 7025-22-10		#22 NOZZLE 11/32" x 3/16" 7025-22-12		#24 NOZZLE 3/8" x 3/16" 7025-24-12		#24 NOZZLE 3/8" x 7/32" 7025-24-14	
	Noz PSI	GPM DIA	GPM DIA	GPM DIA	GPM DIA	GPM DIA	GPM DIA	GPM DIA	GPM DIA	GPM DIA	GPM DIA	GPM DIA	GPM DIA	GPM DIA	GPM DIA	GPM DIA	GPM DIA	GPM DIA	GPM DIA	
35	11.0	106	13.5	114	16.3	122	17.8	122	21.0	126	22.9	126	24.4	129	26.3	129	29.9	131	32.0	131
40	11.7	110	14.4	118	17.4	126	19.1	126	22.4	131	24.4	131	26.1	134	28.1	134	31.9	137	34.2	137
45	12.5	115	15.3	123	18.5	131	20.2	131	23.7	137	25.9	137	27.6	139	29.8	139	33.8	143	36.2	143
50	13.2	120	16.2	128	19.5	135	21.3	135	25.0	141	27.2	141	29.1	145	31.3	145	35.6	148	38.2	148
55	13.8	124	16.9	133	20.4	140	22.3	140	26.2	146	28.6	146	30.5	150	32.9	150	37.4	153	40.1	153
60	14.4	129	17.7	137	21.3	145	23.3	145	27.5	150	29.9	150	31.9	155	34.3	155	39.0	158	41.9	158
65	15.0	132	18.4	141	22.2	148	24.2	148	28.6	154	31.2	154	33.1	158	35.8	158	40.7	163	43.6	163
70	15.6	135	19.1	144	23.1	151	25.2	151	29.6	157	32.3	157	34.4	162	37.2	162	42.2	166	45.2	166
75	16.1	138	19.8	147	23.9	155	26.1	155	30.6	161	33.4	161	35.7	166	38.5	166	42.2	170	46.8	170
80	16.6	140	20.4	150	24.6	158	26.9	158	31.5	163	34.5	163	36.8	168	39.7	168	45.1	172	48.3	172

# PLASTIC FULL CIRCLE SPRINKLERS

Performance Chart Based On 1.5 Ft. Height



1 1/2" MPT Base

**Model 8025** ..... \$ 108.00  
**#80NZ (Nozzle Only)** ..... \$ 3.25

Part #	#24	#26	#28	#30	#32	#34	#36	#38	#40									
	NOZZLE 3/8" x 3/16"	NOZZLE 13/32" X 7/32"	NOZZLE 7/16" x 7/32"	NOZZLE 15/32" x 7/32"	NOZZLE 1/2" x 1/4"	NOZZLE 17/32" x 1/4"	NOZZLE 9/16" x 1/4"	NOZZLE 19/32" x 9/32"	NOZZLE 5/8" x 9/32"									
	8025-24-12	8025-26-14	8025-28-14	8025-30-14	8025-32-16	8025-34-16	8025-36-16	8025-38-18	8025-40-18									
Noz PSI	GPM	DIA	GPM	DIA	GPM	DIA	GPM	DIA	GPM	DIA								
35	29.4	135	36.3	139	40.6	142	45.4	144	52.9	147	58.1	150	63.8	152	72.5	154	78.3	156
40	31.5	140	39.0	143	43.4	147	48.4	149	56.6	153	62.2	156	67.9	158	77.2	160	83.8	163
45	33.5	144	41.3	148	45.9	152	51.4	155	59.9	158	65.9	162	71.8	164	81.6	169	88.9	169
50	35.4	148	43.5	152	48.3	156	54.3	160	63.1	163	69.2	167	75.7	170	85.7	175	93.5	175
55	37.3	152	45.6	156	50.8	160	56.8	164	66.0	168	72.4	171	79.0	174	89.9	180	97.9	180
60	38.9	156	47.5	160	53.1	164	59.1	168	68.9	172	75.4	176	82.6	178	93.7	185	102.0	185
65	40.6	159	49.5	163	55.2	168	61.4	171	71.5	176	78.3	179	85.8	182	97.3	189	106.4	189
70	42.1	162	51.2	166	57.2	171	63.6	175	74.0	179	81.1	186	89.0	186	100.8	192	110.2	192
75	43.5	165	52.7	169	59.0	174	65.6	178	76.4	182	83.6	186	91.8	189	103.8	196	113.6	196
80	44.6	168	54.1	172	60.7	176	67.5	181	78.7	185	86.3	192	94.4	192	106.8	199	116.8	199

## KOMET 163 SPRINKLER

This medium volume sprinkler gun is suitable for use in general field irrigation on solid set travelers, center pivots, etc. Changing from part to full circle is easy by adjusting trip stops. Komet #163 shows good performance in windy conditions. **1 1/2" Female NPT base.**



**Full or Part Circle**  
Stream-Breaker and 5  
Nozzles Included

Taper Bore Nozzle

Noz PSI	NOZZLE 0.31" 8 MM		NOZZLE 0.39" 10 MM		NOZZLE 0.47" 12 MM		NOZZLE 0.55" 14 MM		NOZZLE 0.63" 16 MM	
	GPM	DIA	GPM	DIA	GPM	DIA	GPM	DIA	GPM	DIA
40	26	141	35	154	47	167	61	175	77	182
50	29	151	39	165	53	179	68	188	86	197
60	32	159	43	177	58	190	75	200	94	210
70	34	165	46	185	62	198	81	208	101	218
80	36	173	50	193	67	208	87	216	109	224

PART #	DESCRIPTION	PRICE
<b>KG163</b> .....	Komet 163.....	\$ 185.00
<b>KGN-</b> .....	Nozzle Only (Specify Size).....	\$ 3.50


## FOLDABLE SPRINKLER STAND

These sprinkler stands will fold for easy carrying through standing corn and other crops. Use quick couplers (Page 23) at the bottom for quick disconnection from your layflat. The 2" stand is height adjustable and has flex-feet for stability. **Manufactured by Rain-Flo Irrigation.**



GS30

PART #	DESCRIPTION	PRICE
<b>GS20</b> .....	Stand w/ 1 1/2" PVC Riser .....	\$ 134.00
<b>GS2A</b> .....	Stand w/ 1 1/2" Alum Riser.....	\$ 158.00
<b>GS30</b> .....	Stand w/ 3" Steel Riser.....	\$ 188.00
<b>GS40</b> .....	Stand w/ 4" Steel Riser.....	\$ 210.00



GS20  
(2" MPT Connection)

**Gilmour**

## GARDEN SPRINKLERS

Up To 106' Diameter.....6 GPM

Foldable garden sprinkler stand with metal telescoping Gilmour sprinkler for extra large lawns. Features part/full circle and distance control. Adjustable in height; up to 58".

**999TD1**.....\$ 72.00



**GHSS**.....\$ 41.00

# KOMET TWIN ULTRA

All new Komet Twin Ultra line! Now with higher efficiency, distribution uniformity, reliability & lower operating costs. Has an optimized automatic brake system, bigger barrel for increased throw, wider nozzle & flow range made with high quality materials & precision manufacturing!

**Prices on Page 64**



**2" FPT Connection**

**komet | Twin Max** High Performance Nozzles / Trajectory angle / 24°

PSI	Nozzle 0.39"		Nozzle 0.43"		Nozzle 0.47"		Nozzle 0.51"		Nozzle 0.55"		Nozzle 0.59"		Nozzle 0.63"		Nozzle 0.67"		Nozzle 0.71"		Nozzle 0.79"		Nozzle 0.87"		Nozzle 0.94"		
	GPM	DIA.	GPM	DIA.	GPM	DIA.	GPM	DIA.	GPM	DIA.	GPM	DIA.	GPM	DIA.	GPM	DIA.	GPM	DIA.	GPM	DIA.	GPM	DIA.	GPM	DIA.	GPM
25	-	-	-	-	32	148'	37	156'	43	163'	50	170'	57	177'	64	185'	72	191'	89	202'	107	213'	128	223'	
30	24	148'	29	156'	35	162'	41	171'	48	180'	55	187'	62	193'	70	201'	79	207'	97	221'	118	231'	140	243'	
35	26	156'	32	165'	38	173'	44	183'	51	191'	59	199'	67	205'	76	214'	85	221'	105	237'	127	244'	151	256'	
40	28	163'	34	174'	40	182'	47	193'	55	201'	63	209'	72	216'	81	225'	91	233'	112	247'	136	255'	162	268'	
45	30	170'	36	180'	43	190'	50	200'	58	209'	67	218'	76	225'	86	233'	96	242'	119	257'	144	265'	171	279'	
50	31	177'	38	188'	45	197'	53	207'	62	213'	71	225'	80	232'	91	242'	102	250'	126	266'	152	274'	181	290'	
55	33	183'	40	195'	47	204'	56	214'	65	221'	74	232'	84	240'	95	249'	107	258'	132	274'	159	285'	190	300'	
60	34	191'	42	202'	50	212'	58	221'	67	229'	77	240'	88	247'	99	256'	111	266'	138	282'	166	292'	198	309'	
65	36	198'	43	208'	52	218'	60	228'	70	236'	81	247'	92	254'	103	264'	116	273'	143	290'	173	300'	206	318'	
70	37	205'	45	215'	53	225'	63	235'	73	244'	84	254'	95	262'	107	271'	120	280'	148	297'	180	307'	214	323'	
80	40	216'	48	227'	57	237'	67	248'	78	257'	89	266'	102	276'	115	285'	129	294'	159	309'	192	318'	229	343'	
90	42	227'	51	238'	61	248'	71	259'	83	269'	95	278'	108	289'	122	296'	136	308'	168	319'	204	331'	242	355'	
100	44	235'	54	246'	64	257'	75	269'	87	280'	100	289'	114	300'	128	309'	144	320'	178	330'	215	341'	256	364'	
110	47	243'	56	255'	67	265'	79	279'	91	290'	105	300'	119	310'	135	319'	151	331'	186	338'	225	350'	268	371'	



**2" FPT Connection**

**komet | Twin 101 Ultra** High Performance Nozzles / Trajectory angle / 24°

PSI	Nozzle 0.47"		Nozzle 0.55"		Nozzle 0.63"		Nozzle 0.71"		Nozzle 0.79"		Nozzle 0.87"		Nozzle 0.94"		Nozzle 1.02"		Nozzle 1.10"		Nozzle 1.18"		Nozzle 1.34"			
	GPM	DIA.	GPM	DIA.	GPM	DIA.	GPM	DIA.	GPM	DIA.	GPM	DIA.	GPM	DIA.	GPM	DIA.	GPM	DIA.	GPM	DIA.	GPM	DIA.	GPM	DIA.
30	35	193'	48	195'	62	197'	78	199'	97	201'	117	204'	139	206'	164	208'	189	209'						
40	40	206'	55	213'	71	220'	90	228'	112	236'	135	243'	161	251'	190	259'	219	266'						
50	45	213'	62	224'	80	235'	101	247'	125	259'	151	270'	180	281'	212	293'	245	304'						
60	50	219'	67	233'	87	247'	111	262'	137	276'	165	289'	197	302'	232	317'	268	331'						
70	54	229'	73	242'	94	258'	119	275'	148	291'	178	305'	212	320'	251	335'	289	352'						
80	57	235'	78	252'	101	270'	128	287'	158	305'	191	320'	227	335'	268	352'	309	370'						
90	61	243	83	262'	107	281'	135	299'	168	316'	202	332'	241	348'	284	367'	328	385'						
100	64	250'	87	269'	113	289'	143	307'	177	325'	213	342'	254	359'	300	377'	346	396'						
110	67	256'	91	276'	118	295'	150	313'	186	332'	224	350'	266	368'	314	386'	363	404'						



**Flanged Connection**

**komet | Twin 140 Ultra** High Performance Nozzles / Trajectory angle / 24°

PSI	Nozzle 0.63"		Nozzle 0.71"		Nozzle 0.79"		Nozzle 0.87"		Nozzle 0.94"		Nozzle 1.02"		Nozzle 1.10"		Nozzle 1.18"		Nozzle 1.26"		Nozzle 1.34"		Nozzle 1.50"			
	GPM	DIA.	GPM	DIA.	GPM	DIA.	GPM	DIA.	GPM	DIA.	GPM	DIA.	GPM	DIA.	GPM	DIA.	GPM	DIA.	GPM	DIA.	GPM	DIA.	GPM	DIA.
30	62	198	78	200	97	202	117	204	139	207	164	209	189	210	219	300'	249	219	280	222				
40	71	221	90	229	112	237	135	245	161	252	190	260	219	267	253	318'	288	283	323	287				
50	80	236	101	248	125	260	151	271	180	282	212	294	245	306	283	343'	322	321	361	330				
60	87	248	111	263	137	278	165	291	197	304	232	318	268	332	310	360'	353	352	395	365				
70	94	259	119	276	148	293	178	307	212	321	251	337	289	353	334	376'	381	383	427	395				
80	101	271	128	289	158	306	191	321	227	336	268	354	309	372	358	391'	407	404	457	419				
90	107	282	135	300	168	318	202	334	241	350	284	369	328	387	379	407'	432	418	484	436				
100	113	290	143	308	177	327	213	343	254	360	300	379	346	398	400	422'	455	430	511	449				
110	118	296	150	315	186	334	224	352	266	369	314	388	363	406	419	437'	478	439	535	459				



**Flanged Connection**

**komet | Twin 160 Ultra** High Performance Nozzles / Trajectory angle / 24°

PSI	Nozzle 0.71"		Nozzle 0.79"		Nozzle 0.87"		Nozzle 0.94"		Nozzle 1.02"		Nozzle 1.10"		Nozzle 1.18"		Nozzle 1.26"		Nozzle 1.34"		Nozzle 1.50"					
	GPM	DIA.	GPM	DIA.	GPM	DIA.	GPM	DIA.	GPM	DIA.	GPM	DIA.	GPM	DIA.	GPM	DIA.	GPM	DIA.	GPM	DIA.	GPM	DIA.		
40	92	228	113	236	137	243	163	251	192	258	222	265	255	274	292	282	327	285	366	288	409	291		
50	102	254	127	266	153	277	182	289	215	301	248	313	285	320	326	328	366	337	409	347	458	356		
60	112	272	139	287	167	301	199	314	235	336	272	344	312	354	357	365	400	378	449	390	501	402		
70	121	284	150	301	181	315	215	330	254	347	294	363	337	378	386	393	433	406	484	420	541	433		
80	130	293	160	311	193	326	230	341	272	360	314	378	360	394	412	410	462	425	518	440	579	455		
90	137	303	170	321	205	337	244	353	288	372	333	391	382	406	437	422	490	439	549	456	614	473		
100	145	311	179	330	216	347	257	364	304	383	351	402	403	418	461	434	517	453	579	472	647	490		
110	152	319	188	338	226	356	270	374	319	393	368	412	423	428	484	445	542	465	607	485	679	505		
120	159	326	196	346	237	365	281	384	333	402	384	420	441	437	505	453	566	475	634	495	709	516		
130	165	334	204	354	246	373	293	392	347	410	400	428	460	444	526	461	589	482	660	503	738	523		



**Flanged Connection**

**komet | Twin 202 Ultra** High Performance Nozzles / Trajectory angle / 24°

PSI	Nozzle 0.87"		Nozzle 0.94"		Nozzle 1.02"		Nozzle 1.10"		Nozzle 1.18"		Nozzle 1.26"		Nozzle 1.34"		Nozzle 1.50"		Nozzle 1.65"		Nozzle 1.77"							
	GPM	DIA.	GPM	DIA.	GPM	DIA.	GPM	DIA.	GPM	DIA.	GPM	DIA.	GPM	DIA.	GPM	DIA.	GPM	DIA.	GPM	DIA.	GPM	DIA.				
40	137	243	163	251	192	258	222	265	255	275	292	284	327	286	366	288	409	291	450	293	496	296	548	298	573	300
50	153	280	182	291	215	304	248	316	285	323	326	331	366	341	409	350	458	360	503	365	555	371	613	377	640	380
60	167	303	199	317	235	332	272	347	312	357	357	368	400	381	449	393	501	406	551	414	608	422	671	429	701	435
70	181	317	215	332	254	348	294	365	337	380	386	395	433	409	484	422	541	435	595	445	656	446	725	466	758	471
80	193	328	230	343	272	361	314	380	360	396	412	412	462	427	518	442	579	457	636	469	702	481	775	493	810	499
90	205	340	244	355	288	374	333	393	382	408	437	424	490	442	549	459	614	476	675	489	744	503	822	517	859	524
100	216	348	257	366	304	385	351	404	403	420	461	436	517	456	579	474	647	493	711	508	784	523	867	538	90	

# NELSON BIG GUNS

**WORLD'S NUMBER ONE GUN** In the field of high volume gun type sprinklers, Nelson Big Gun is recognized as the world's leader in quality and performance. Nelson's most advanced design, the SR Series BIG GUN is available in an expanded range of sizes. So whether you plan to use it on a traveler, as a center pivot end gun, on a solid set irrigation system, for dust control or waste disposal; there's a Nelson SR Series BIG GUN to handle the job and you can be assured it is engineered and precision manufactured for heavy duty reliability and long wear life with minimum maintenance. Every Nelson BIG GUN is subjected to the toughest inspection, testing, and quality control standards in the industrial-strength individual water testing at the factory.

**Prices on Page 64**



2" FPT Connection

75 SERIES																		
TAPER RING NOZZLE: 24° Trajectory																		
Pressure PSI	0.4"	0.45"	0.5"	0.55"	0.6"	0.65"	0.7"	0.75"	0.8"									
	GPM Dia. (Ft.)	GPM Dia. (Ft.)	GPM Dia. (Ft.)	GPM Dia. (Ft.)	GPM Dia. (Ft.)	GPM Dia. (Ft.)	GPM Dia. (Ft.)	GPM Dia. (Ft.)	GPM Dia. (Ft.)	GPM Dia. (Ft.)								
25	-	-	-	-	42	73	50	78	59	162	69	168	80	174	91	182		
30	-	-	-	37	158	45	79	55	83	64	172	75	182	87	188	99	192	
35	-	-	32	154	40	164	49	86	59	89	69	192	81	196	93	202	106	208
40	27	150	35	160	43	172	52	90	63	95	74	198	87	204	98	214	112	222
45	29	156	37	168	46	180	56	95	67	99	79	206	91	214	104	224	118	230
50	30	162	39	174	48	186	59	98	70	102	83	212	95	220	109	230	123	238
55	32	166	41	180	50	194	62	102	74	107	87	222	100	230	115	240	130	248
60	33	170	42	184	53	198	64	104	77	110	91	228	104	238	120	246	136	254
65	35	172	44	190	55	206	67	108	80	114	95	238	109	248	125	254	142	264
70	36	176	45	194	57	210	69	111	83	116	98	244	113	254	129	260	147	270
75	37	180	47	202	59	218	72	114	86	120	101	250	117	262	134	268	153	278
80	39	182	49	208	61	222	74	117	89	122	105	256	121	266	138	274	158	284



2" FPT Connection

100 SERIES																				
TAPER BORE NOZZLE: 24° Trajectory																				
Pressure PSI	0.5"	0.55"	0.6"	0.65"	0.7"	0.75"	0.8"	0.85"	0.9"	1"										
	GPM Dia. (Ft.)	GPM Dia. (Ft.)	GPM Dia. (Ft.)	GPM Dia. (Ft.)	GPM Dia. (Ft.)	GPM Dia. (Ft.)	GPM Dia. (Ft.)	GPM Dia. (Ft.)	GPM Dia. (Ft.)	GPM Dia. (Ft.)	GPM Dia. (Ft.)									
40	47	192	57	202	66	214	78	222	91	230	103	240	118	250	134	256	152	262	-	-
50	50	206	64	216	74	226	87	236	100	246	115	256	130	266	150	274	165	280	204	300
60	55	216	69	228	81	240	96	250	110	260	126	270	143	280	164	288	182	296	224	316
70	60	226	75	238	88	250	103	264	120	276	136	284	155	296	177	302	197	310	243	338
80	64	236	79	248	94	260	110	274	128	286	146	296	165	306	189	314	210	326	258	354
90	68	246	83	258	100	270	117	284	135	296	155	306	175	316	201	326	223	336	274	362
100	72	256	87	268	106	280	123	294	143	306	163	316	185	326	212	336	235	346	289	372
110	76	266	92	278	111	290	129	304	150	316	171	324	195	336	222	344	247	356	304	380



Flanged Connection

150 SERIES																
TAPER BORE NOZZLE: 24° Trajectory																
Pressure PSI	0.7"	0.8"	0.9"	1"	1.1"	1.2"	1.3"	1.4"								
	GPM Dia. (Ft.)	GPM Dia. (Ft.)	GPM Dia. (Ft.)	GPM Dia. (Ft.)	GPM Dia. (Ft.)	GPM Dia. (Ft.)	GPM Dia. (Ft.)	GPM Dia. (Ft.)	GPM Dia. (Ft.)							
50	100	250	130	270	165	290	205	310	255	330	300	346	350	360	408	374
60	110	266	143	286	182	306	225	326	275	346	330	366	385	380	446	396
70	120	280	155	300	197	320	245	340	295	360	355	380	415	396	483	412
80	128	290	165	310	210	336	260	356	315	376	380	396	445	410	516	428
90	135	300	175	320	223	346	275	366	335	390	405	410	475	426	547	442
100	143	310	185	330	235	356	290	376	355	400	425	420	500	440	577	458
110	150	320	195	340	247	366	305	386	370	410	445	430	525	450	605	472
120	157	330	204	350	258	376	320	396	385	420	465	440	545	460	632	482



Flanged Connection

200 SERIES																		
TAPER BORE NOZZLE: 24° Trajectory																		
Pressure PSI	1.05"	1.1"	1.2"	1.3"	1.4"	1.5"	1.6"	1.75"	1.9"									
	GPM Dia. (Ft.)	GPM Dia. (Ft.)	GPM Dia. (Ft.)	GPM Dia. (Ft.)	GPM Dia. (Ft.)	GPM Dia. (Ft.)	GPM Dia. (Ft.)	GPM Dia. (Ft.)	GPM Dia. (Ft.)	GPM Dia. (Ft.)								
60	250	346	285	356	330	376	385	390	445	410	515	430	585	446	695	470	825	496
70	270	360	310	380	355	396	415	410	480	430	555	450	630	466	755	496	890	516
80	290	376	330	396	380	410	445	430	515	450	590	470	675	486	805	516	950	536
90	310	390	350	410	405	426	475	446	545	466	625	486	715	506	855	536	1005	556
100	325	400	370	420	425	440	500	460	575	480	660	500	755	520	900	550	1060	576
110	340	410	390	430	445	450	525	470	605	496	695	516	790	536	945	566	1110	590
120	355	420	405	440	465	460	545	480	630	506	725	530	825	550	985	580	1160	606
130	370	426	425	446	485	466	565	486	655	516	755	540	860	560	1025	590	1210	620

Sprinklers

# KOMET TWIN ULTRA PRICES

Komet Gun prices include two free nozzles!



- Superior Performance
- Maintenance Free
- Easy To Use
- Versatile in its Application
- Slow Reverse Option
- Standard Full & Part Circle

ITEM#	DESCRIPTION	PRICE
<b>TWMX</b> .....	Twin Max.....	<b>\$ 960.00</b>
#TWIN MAX-(Specify Size).....		\$ 17.00
<b>U101</b> .....	Twin 101 Ultra.....	<b>\$ 960.00</b>
#U1014-(Specify Size).....		\$ 19.00
<b>U140</b> .....	Twin 140 Ultra.....	<b>\$ 1,200.00</b>
#U1014-(Specify Size).....		\$ 19.00
<b>U160</b> .....	Twin 160 Ultra.....	<b>\$ 1,395.00</b>
#U1620-(Specify Size).....		\$ 20.00
<b>U202</b> .....	Twin 202 Ultra.....	<b>\$ 1,600.00</b>
#U1620-(Specify Size).....		\$ 20.00
<b>02010356</b> .....	Flange x 3" FPT.....	<b>\$ 52.00</b>



# NELSON BIG GUN PRICES



**Gun Prices Include 2 Taper Bore Nozzles or 1 Ring Set!**



- All guns are 24° Trajectory unless specified otherwise
- See mounting options on Pages 61 & 77

ITEM#	DESCRIPTION	PRICE
<b>F75</b> .....	<b>Nelson 75 Series Full Circle Only</b> .....	<b>\$ 700.00</b>
<b>SR75</b> .....	<b>Nelson 75 Series Part Circle w/ Reverse</b> .....	<b>\$ 850.00</b>
<b>10208</b> (Specify Size).....	Taper Ring Nozzle Only.....	\$ 19.00
<b>F100</b> .....	<b>Nelson 100 Series Full Circle Only</b> .....	<b>\$ 740.00</b>
<b>SR100</b> .....	<b>Nelson 100 Series Part Circle w/ Reverse</b> .....	<b>\$ 1,020.00</b>
<b>9309</b> (Specify Size).....	Taper Bore Nozzle Only.....	\$ 42.00
<b>9237</b> (Specify Size).....	Taper Ring Nozzle Only.....	\$ 18.00
<b>6847</b> .....	Set of 7 Rings; Without Holder.....	\$ 28.00
<b>6749</b> .....	Set of 7 Rings; With Holder.....	\$ 75.00
<b>F150</b> .....	<b>Nelson 150 Series Full Circle Only</b> .....	<b>\$ 1,450.00</b>
<b>SR150</b> .....	<b>Nelson 150 Series Part Circle w/ Reverse</b> .....	<b>\$ 1,725.00</b>
<b>9317</b> (Specify Size).....	Taper Bore Nozzle Only.....	\$ 72.00
<b>9238</b> (Specify Size).....	Taper Ring Nozzle Only.....	\$ 22.00
<b>6846</b> .....	Set of 7 Rings; Without Holder.....	\$ 38.00
<b>6790</b> .....	Set of 7 Rings; With Holder.....	\$ 115.00
<b>8403-001</b> .....	150 Series Flange x 3" FPT.....	\$ 55.00
<b>F200</b> .....	<b>Nelson 200 Series Full Circle Only</b> .....	<b>\$ 2,450.00</b>
<b>SR200</b> .....	<b>Nelson 200 Series Part Circle w/ Reverse</b> .....	<b>\$ 3,350.00</b>
<b>9323</b> (Specify Size).....	Taper Bore Nozzle Only.....	\$ 120.00
<b>6845</b> .....	Set of 7 Rings; Without Holder.....	\$ 42.00
<b>6789</b> .....	Set of 7 Rings; With Holder.....	\$ 200.00
<b>9127</b> .....	200 Series Flange x 4" FPT.....	\$ 65.00



# SAFETY GAUGES / PANELS

## 20P SERIES SWITCH GAUGES & MORE



Protect your engine and pump with Murphy safety shutdown gauges or panels!

Item #	Description	Price
20PW7-150	150 PSI Low Pressure Gauge	\$ 78.00
20PW7-300	300 PSI Low Pressure Gauge	\$ 92.00
20PW7HLK-200	200 PSI High/Low Pressure Gauge	\$ 99.00
20P100	Low Oil Pressure Gauge	\$ 59.00
20T-250-6	High Water Temp. Gauge	\$ 82.00
SV-12	Fuel Valve; 12VDC	\$ 125.00
518APH	Tattletale Relay; 12V DC	\$ 68.00
MS2100	Tattletale Relay; 110V AC	\$ 76.00
30050195	Panel for 2 Gauges & Relay	\$ 28.00
K470-AA51	Rubber Mounts for Panels	\$ 2.95
301-015	Fuel Level Gauge	\$ 25.00
226-001D	Fuel Level Sensor	\$ 38.50
05371469	15 PSI Differential Gauge	\$ 215.00
MUR20TH-320-4-M10	Deutz Head Temperature	\$ 109.00
FLOSW-6	Low Flow Switch w/ Tee; 6.5 HP	\$ 128.00
FLOSW-16	Low Flow Switch; 16 HP	\$ 161.00
SWTK	12 Hr. Spring Wound Timer Kit / Hold	\$ 102.00

Mounting Kit for 20P Gauge; #20P-MK.....\$37.00

Includes; Rubber mounted gauge panel, 30" of 1/4" hose and fittings for 1/4" NPT connection.

## WD300LV SERIES PANELS

- Water Temp. Switch Gauge
- Oil Pressure Switch Gauge
- Magnetic Relay
- Stop Switch



WD300LV .....\$ 338.00

## 75160 SERIES SAFETY PANEL



- Pump Pressure Switch Gauge
- Oil Pressure Switch Gauge
- Water Temp. Switch Gauge
- Magnetic Relay
- Stop Switch

75160 .....\$ 715.00

### PULL/PUSH SOLENOID



#RP2307B



#RP2309B

ITEM #	DESCRIPTION	PRICE
RP2307B	1" Stroke Pull Solenoid	\$ 95.00
RP2309B	1-1/2" Stroke Pull Solenoid	\$ 134.00

# PUMP PRIMERS

ITEM #	DESCRIPTION	PRICE
PR6	6" Wade Rain	\$ 152.00
PR5	5" Protek	\$ 140.00
PR7	7" Protek	\$ 268.00
PR9	9" Protek	\$ 385.00
PRHP7	HP700 Protek	\$ 515.00
PRHP9	HP900 Protek	\$ 595.00
HALE12	Hale 12V DC Primer	\$ 1,110.00
HALE12-KIT	Plumbing Kit For Hale12	\$ 55.00
HALE12-MB	Mounting Bracket For Hale12	\$ 135.00



5" Protek



HP700

6" Wade Rain



9" Protek



7" Protek



HALE

Hale Primer



HP900

Pumps

# PRIMER DIAPHRAGMS

ITEM #	DESCRIPTION	PRICE
9-30-03	Wade Diaphragm	\$ 17.50
D0054	Protek #5 Diaphragm(B-183)	\$ 43.00
D0058	Protek #7 Diaphragm(C-106)	\$ 46.50
D0061	Protek #9 Diaphragm	\$ 56.50
H0707C	Protek HP700 Diaphragm	\$ 63.00
H0907C	Protek HP900 Diaphragm	\$ 65.00



Dia. 7.75"  
#D0058



Dia. 6.75"  
#9-30-03



Dia. 5.75"  
#D0054



Dia. 9.75"  
#D0061



Dia. 10.0"  
#H0907C



Dia. 8.0"  
#H0707C

# SUBMERSIBLE PUMPS



4" Stainless Steel; 1 PH, 230 Volt

ITEM #	GPM	HP	PRICE
SUB050	5-10	1/2	\$ 675.00
SUB075	5-15	3/4	\$ 750.00
SUB100	10-20	1	\$ 875.00
SUB150	15-25	1 1/2	\$ 1,200.00
SUB200	20-35	2	\$ 1,825.00
SUB300	30-50	3	\$ 2,525.00
SUB500	40-70	5	\$ 3,395.00
SUB750	50-120	7 1/2 3PH	\$ 3,550.00

Also Available

6" - 8" Submersible Turbine Pumps  
5-60 HP.....70-900 GPM

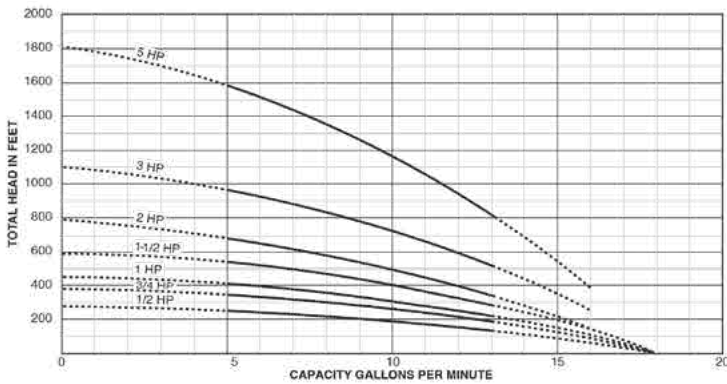


## SUMP PUMP

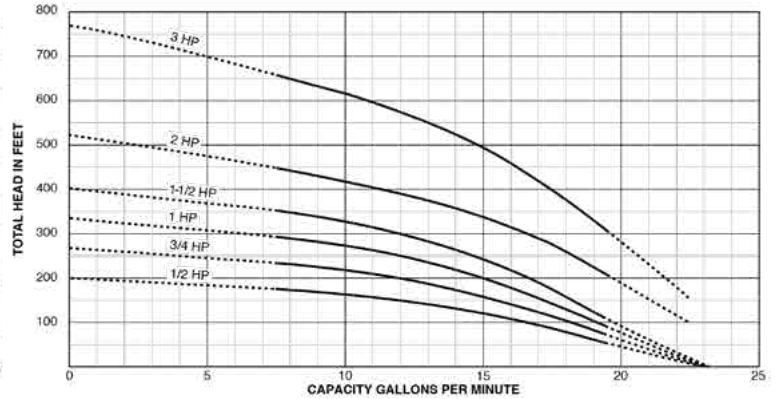
Little Giant Cast Iron Pump  
with float switch.

PART #	DESCRIPTION	PRICE
506807	1/3 HP	\$182.00

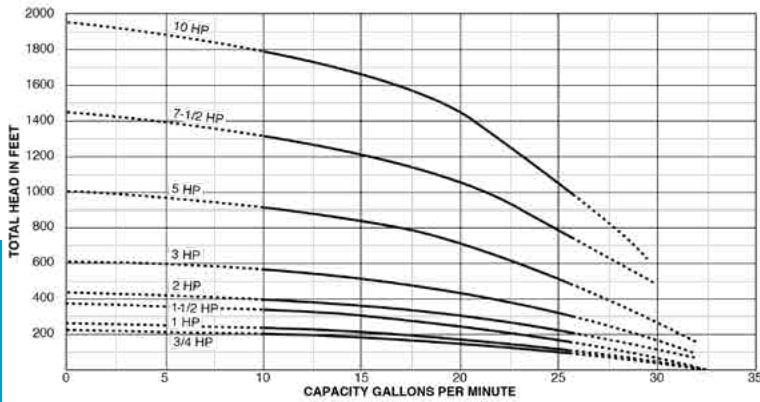
### 10 GPM



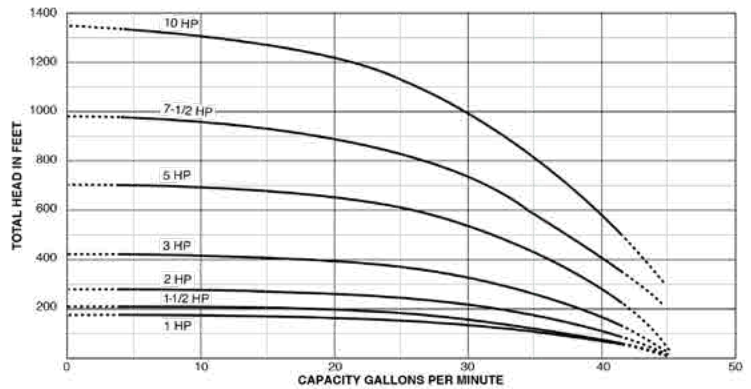
### 15 GPM



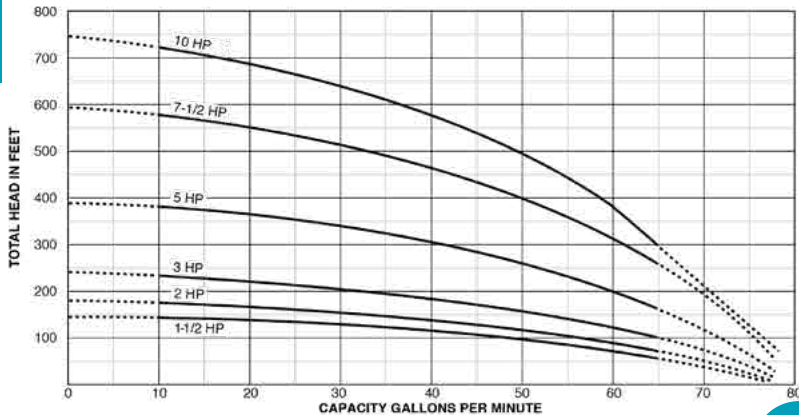
### 20 GPM



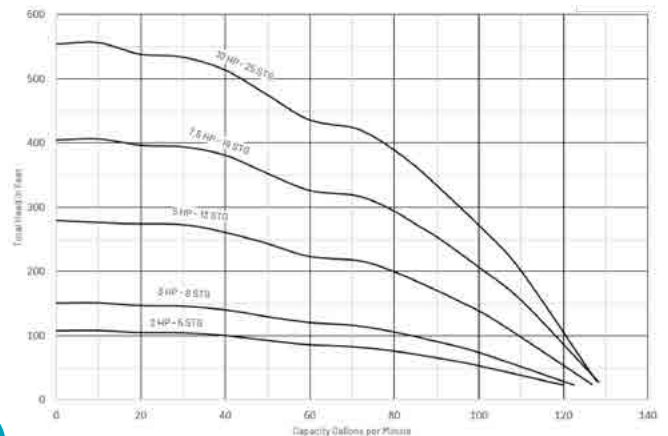
### 30 GPM



### 50 GPM



### 90 GPM



# SUBMERSIBLE PUMP ACCESSORIES

## HEAVY DUTY SUBMERSIBLE WIRE

PART #	DESCRIPTION	PRICE/FT
SUBW14-3HD	Submersible 14-3 Heavy Duty Double Jacketed Wire	\$ 0.83
SUBW12-2HD	Submersible 12-2 Heavy Duty Double Jacketed Wire	\$ 0.93
SUBW12-3HD	Submersible 12-3 Heavy Duty Double Jacketed Wire	\$ 1.15
SUBW10HD	Submersible 10-3 Heavy Duty Double Jacketed Wire	\$ 1.65
SUBW8HD	Submersible 8-3 Heavy Duty Double Jacketed Wire	\$ 2.35
SUBW6HD	Submersible 6-3 Heavy Duty Double Jacketed Wire	\$ 3.54
SUBW4HD	Submersible 4-3 Heavy Duty Double Jacketed Wire	\$ 5.10

### PITLESS ADAPTERS

PITLS1	1" Brass Pitless Adapter	\$ 41.00
PITLS1.2	1¼" Brass Pitless Adapter	\$ 65.00
PITLS2	2" Brass Pitless Adapter	\$ 295.00

### WELL SEALS

WS6X1	Well Seal; 6" x 1"	\$ 33.00
WS6X1214	Well Seal; 6" x 1½" x 1¼"	\$ 69.00
WS6X14	Well Seal; 6" x 1¼"	\$ 31.00
WS6X15	Well Seal; 6" x 1½"	\$ 61.00
WS6X2	Well Seal; 6" x 2"	\$ 36.00
WS8X12	Well Seal; 8" x 1¼"	\$ 78.00
WS8X2	Well Seal; 8" x 2"	\$ 74.00

### ACCESSORIES

TORQ	4"- 8" Torque Arrestor	\$ 11.00
P19724	Heat Shrink; 8-12 Gauge	\$ 3.50
P19723	Heat Shrink; 10-14 Gauge	\$ 3.50



- 125 PSI Tank Working Pressure
- 5 Year Limited Warranty

## STEEL PRESSURE TANKS

ITEM #	DESCRIPTION	PRICE
CH-20	20 Gallon (6.8 Drawdown)	\$ 280.00
CH-34	34 Gallon (11.6 Drawdown)	\$ 480.00
CH-81	81 Gallon (27.5 Drawdown)	\$ 775.00
CH-119	119 Gallon (40.5 Drawdown)	\$ 1,150.00

### PRESSURE SWITCHES

PS3050	30-50 PSI Switch	\$ 24.00
PSAC3050	30-50 PSI Switch w/ Auto Cut Off	\$ 10.25
PSP4060	40-60 PSI Switch w/ Pulsation Plug	\$ 22.00
PSHD6080	60-80 PSI Switch Heavy Duty	\$ 19.50
PSEHD80100	80-100 PSI Switch Heavy Duty	\$ 54.00

### PRESSURE TANK TEE

BAT1252XC	1¼" x 14" Tank Tee w/ ¾" Ports	\$ 43.73
-----------	--------------------------------	----------

# OROFLEX WELL HOSE

## Features & Advantages:

**Increased Flow Volume** - Provides significant energy and cost savings versus hard pipe along with higher flow velocity. Better resistance to scaling & build up.

**Easier Installation** - Significantly reduces installation time & cost; no hard pipe to link together. Can be cut to specific length requirements.

**NSF-61 Certified** - Approved for use with potable water.

**Compact Design** - Lays flat so can be rolled into a tight coil for easy storage or transport.

PART #	SIZE	MAX PSI	PRICE/FT
SUBH12	1¼"	505	\$ 2.02
SUBH2	2"	375	\$ 4.10
SUBH3	3"	375	\$ 5.90
SUBH4	4"	375	\$ 6.75

## ACCESSORIES

ITEM #	DESCRIPTION	PRICE
CCC12	1¼" Conical Coupling	\$ 66.50
CCC2	2" Conical Coupling	\$ 129.00
CCC3	3" Conical Coupling	\$ 283.00
CCC4	4" Conical Coupling	\$ 415.00
C654203	Centering Device For 4"	\$ 8.35(3 Req. Per Set)



Pumps

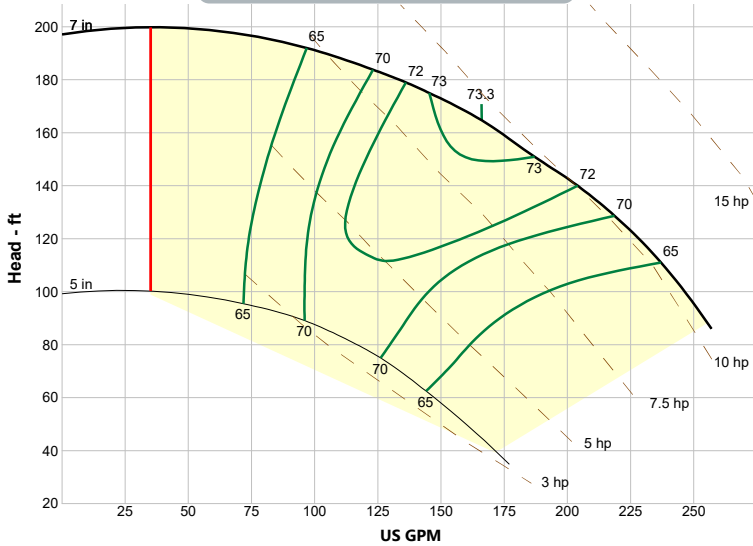
# MOTOR DRIVEN WATER PUMPS

Close coupled centrifugal pumps are ideal for most applications requiring high performance, easy maintenance and moderate initial cost. Has high-quality, self-lubricating mechanical shaft seal. Close grained cast-iron pump. Baldor motor.

Many different pumps available. Call Rain-Flo to select the model that best fits your needs.



**PERFORMANCE CURVE**



**Model 1.5WH**

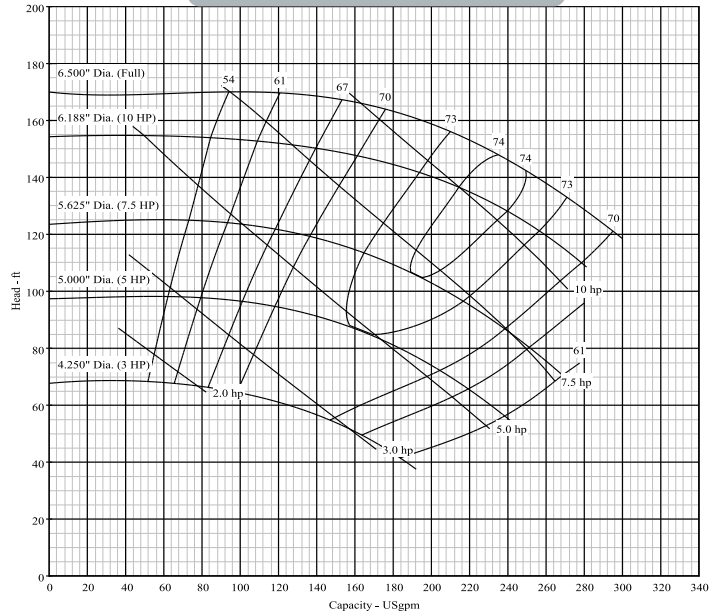
ITEM #	Hp	VOLTS	PRICE
1.5WH-5	5	230 1PH	\$ 3,095.00
1.5WH-7	7½	230 1PH	\$ 3,575.00
1.5WH-10	10	230 1PH	\$ 4,050.00



BERKELEY



**PERFORMANCE CURVE**



**Model B2TPMS**

ITEM #	Hp	PRICE
B54528	3	\$ 2,968.00
B54529	5	\$ 3,425.00
B54530	7½	\$ 3,985.00
B54648	10	\$ 4,540.00

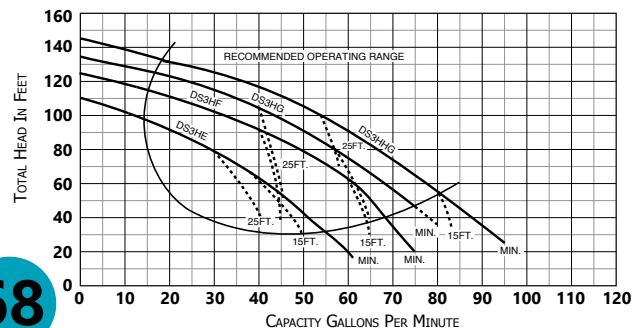
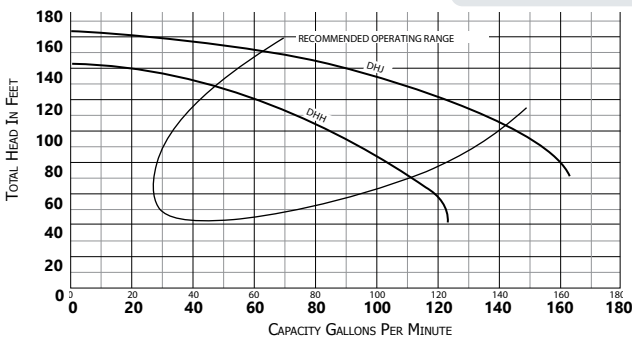
These **Sta-Rite** pumps are some of the fastest priming pumps on the market. They feature a leak-proof mechanical shaft seal, **Lexan** impeller and unmatched performance. 1 Year Warranty.



ITEM #	Hp	VOLTS	PRICE
DS3HE	1	115/230 1PH	\$ 625.00
DS3HF	1½	115/230 1PH	\$ 810.00
DS3HG	2	115/230 1PH	\$ 1,115.00
DS3HHG	2½	230 1PH	\$ 1,435.00
DHH	3	230 1PH	\$ 2,360.00
DHJ	5	230 1PH	\$ 2,450.00

3-5 HP Available in 3 PH

**PERFORMANCE CURVES**



# 6 HP WATER PUMPS

**Honda;** truly the best in small engines direct mounted to an aluminum pump kit. It is an excellent pump for sprinklers, drip irrigation, small sprinklers, filling tanks, etc. Available in high volume - low pressure or high pressure - low volume(see charts). Runs 2.5 hours on a tank of gas. **Price includes 2" steel strainer (#2002-18-F).**



Shown w/ Optional Wheel Kit & Large Gas Tank

## SELF-PRIMING

**40 GPM @ 78 PSI**

**100 GPM @ 34 PSI**

**Note;** 2" Pumps have 2" MPT inlet and outlet. 3" Pump has 3" MPT inlet and outlet.



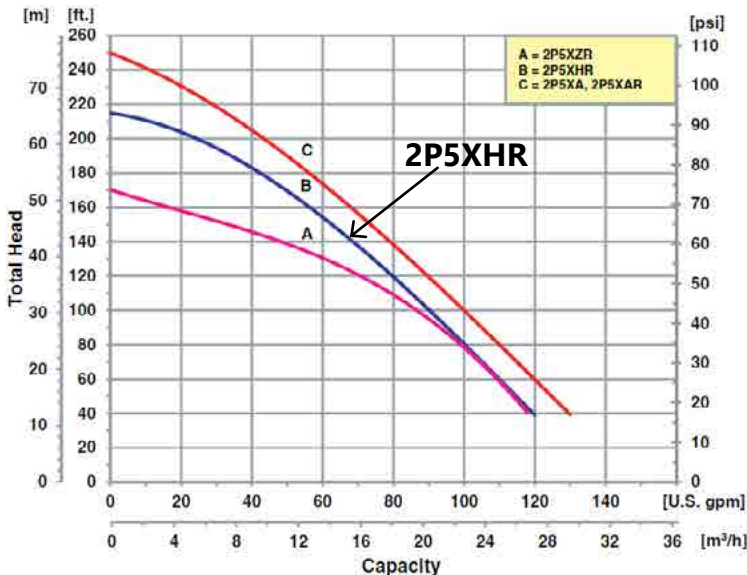
ITEM #	DESCRIPTION	PRICE
2P5XHR.....	2" Pressure Pump with Roll Cage.....	\$865.00
2S5XHR.....	2" Trash Pump with Roll Cage.....	\$895.00
3S5XHR.....	3" Trash Pump with Roll Cage.....	\$960.00
WHEKIT.....	Optional Wheel Kit for Roll Cage.....	\$99.00

6 Gal. gas tank with quick coupler to remove if needed.  
Runs approx. 12 hrs on 6.5 HP Honda...**#6GAS**.....\$140.00

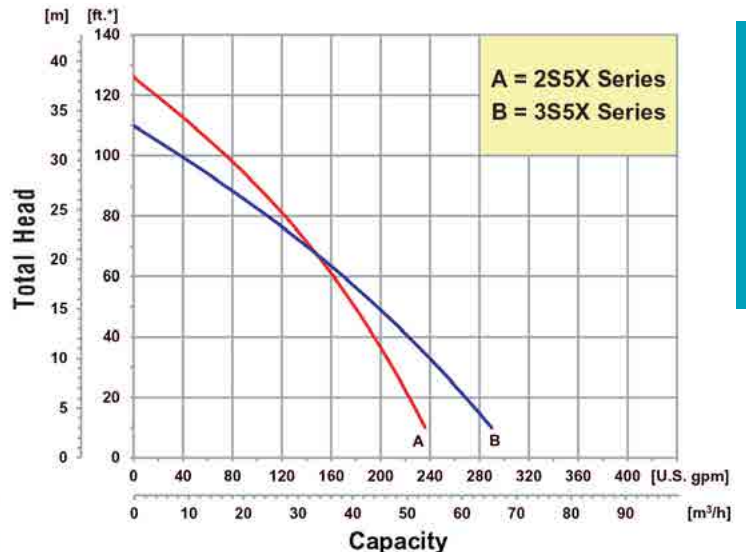
## GAS TANK FITTINGS

033461-10.....	Male Quick Coupler x ¼" MPT (Fuel).....	\$ 5.00
033464-10.....	Female Quick Coupler x ¼" Insert (Fuel).....	\$10.00
BOT-PORT.....	Bottom Tank Withdrawl Port Assembly.....	\$14.50
033400-10.....	Male Black Quick Coupler x ¼" MPT (Vent).....	\$ 7.00
033410-10.....	Female Black Quick Coupler x 5/16" Insert (Vent).....	\$ 8.00

## PERFORMANCE OF HIGH PRESSURE PUMPS

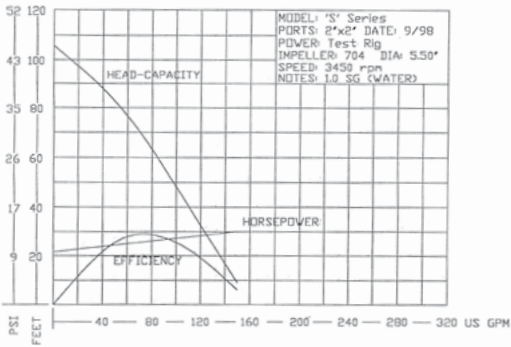


## PERFORMANCE OF TRASH PUMPS



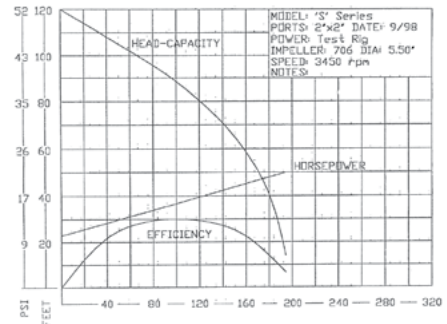
# PACER PUMPS

**4 HP Pump Curve  
PERFORMANCE CURVE**



- Briggs & Stratton Engine
- Plastic Pump
- No Roll Cage
- 2" FPT Inlet and Outlet
- Great For Use w/ Liquid Fertilizer

**5 HP Pump Curve  
PERFORMANCE CURVE**

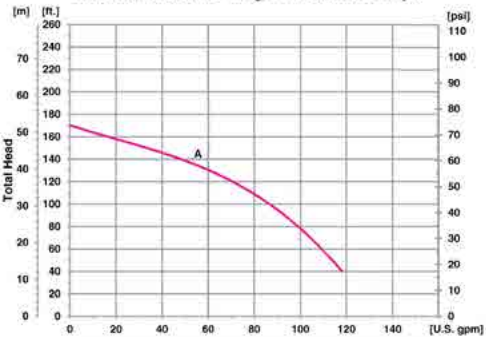


ITEM #	DESCRIPTION	PRICE
PACER4	4 HP General Purpose Pump	\$ 450.00
PACER5	5 HP General Purpose Pump	\$ 495.00

# DIESEL PUMP UNITS

7 HP Hatz Diesel with  
AMT Pressure Pump

Performance of 2" High Pressure Pumps

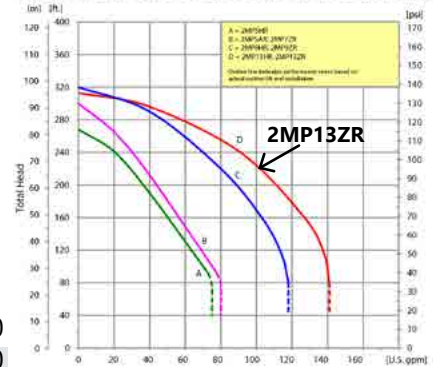


ITEM #	DESCRIPTION	PRICE
2P7XR	7 HP Hatz Diesel	\$ 4,650.00
2MP13ZR	13 HP Hatz Diesel*	\$ 6,100.00

\*Without Throttle

13 HP Hatz Diesel; electric start with  
AMT 2-Stage High Pressure Pump

Performance of Engine-Driven 2-Stage High Pressure Pumps



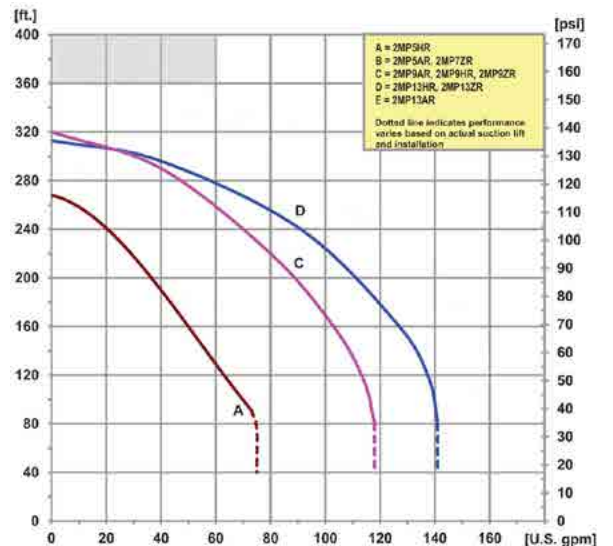
# 2 STAGE HIGH PRESSURE PUMPS

- Cast aluminum construction with cast iron diffusers
- High efficiency two-stage precision cast aluminum impellers
- Viton mechanical seal with silicon carbide and carbon faces
- Built in flapper/check valve permits self priming to 20'.
- Heavy duty steel roll frame included
- 2" MPT inlet and outlet



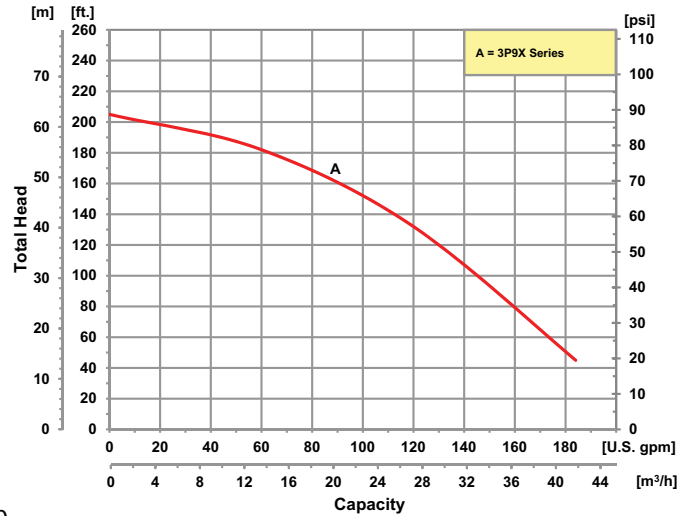
ITEM #	DESCRIPTION	PRICE
2MP5HR	5 HP Honda	\$ 1,350.00
2MP9HR	9 HP Honda	\$ 1,895.00
2MP13HR	13HP Honda w/ Electric Start	\$ 2,425.00
12GAS-9	12 Gal. Tank w/ Quick Connect...	\$ 185.00

70



# 9 HP PUMP UNIT

AMT 3" self priming pump & 9HP Honda GX270 engine.  
Good choice for medium to high pressure applications.  
**3" MPT Inlet & Outlet.**



ITEM #	DESCRIPTION	PRICE
3P9XHR	Pump Unit	\$ 1,575.00
12GAS-9	12 Gal. Tank w/ Quick Connect	\$185.00

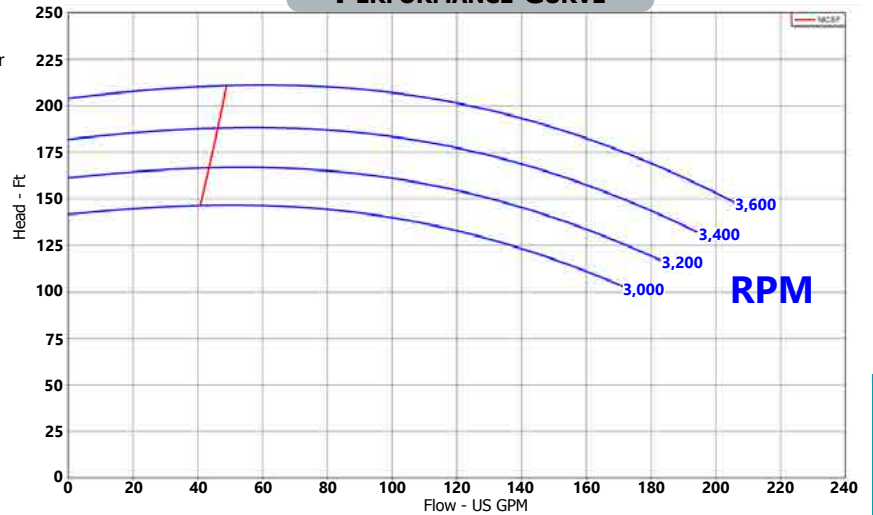
# 16 HP PUMP UNIT

These high pressure water pumps are ideal for solid set irrigation, small to medium travelers or drip irrigation.  
**Inlet is 3" female camlock; discharge is 3" FPT.**

Vanguard "V"-Twin 16 HP Engine w/ Electronic Start  
Berkeley B1½TQMS Pump w/ hand primer  
Discharge check valve  
12 Gallon gas tank with roll cage  
Approx. 0.9-1.3 gallon gas per hour



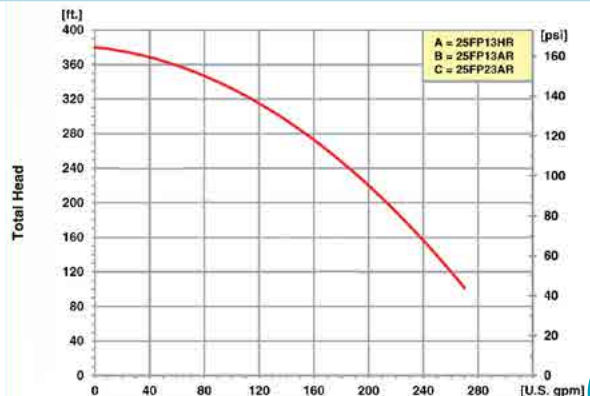
PERFORMANCE CURVE



ITEM #	DESCRIPTION	PRICE
16HP	MODEL B1½TQMS	\$ 4,475.00

# 23 HP HIGH PRESSURE PUMP

- Honda GX690 23HP Engine with electric start
- AMT Aluminum Fire Pump
- 2½" FPT suction and discharge
- 15 Gallon SS Fuel Tank
- Protek Hand Primer
- Includes Roll Cage



23FP	23HP Honda Pump	\$ 6,700.00
------	-----------------	-------------

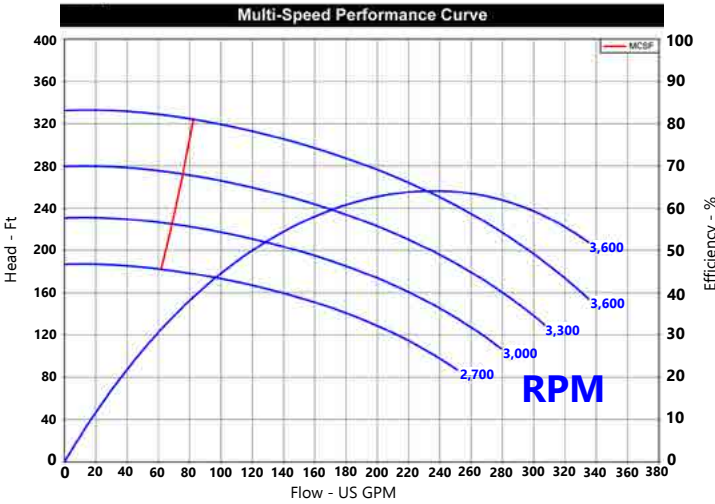
# 29 HP WATER PUMP UNIT

These high pressure water pumps are ideal for solid set irrigation, small to medium travelers, or drip irrigation.

**FEATURES:** Briggs & Stratton Vanguard 29 HP air cooled engine. Over-head valve design for 20% less fuel and 12 volt electric start. Murphy safety panel is mounted on cart to protect engine and pump. 12 Gal. gas tank has quick couplers to remove tank for filling. Quality Berkeley pump with priming check valve and hand priming pump. Comes complete with heavy duty cart and 16" 4 ply tires. **Cart is manufactured by Rain-Flo Irrigation.** Two pump sizes to choose from. Uses approximately 1.5 - 2 gallons of fuel per hour.



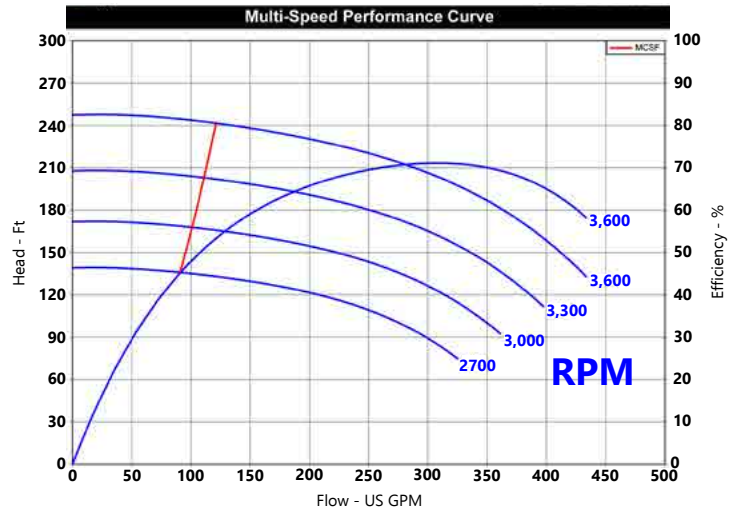
**Model B2ZRLS** (9" Dia. Impeller Trim)  
3" Female Camlock on Suction; 4" FIPT Discharge



**#29HP-B2**.....\$6,500.00



**Model B2½ZRLS** (7.688" Dia. Impeller Trim)  
4" Female Bauer Socket on suction; 4" FIPT Discharge



**#29HP-B25**.....\$ 7,100.00



ITEM #	DESCRIPTION	PRICE
8JS	#8 Split Coupler Sleeve.....	\$ 44.00
9JS	#9 Split Coupler Sleeve.....	\$ 50.00
10JS	#10 Split Coupler Sleeve.....	\$ 72.00

## PUMP PROBLEMS?

- 1. Check suction hose and fittings for air leaks (cracks, loose fittings).** A small pin hole can drastically reduce pump performance.
- 2. Clogged impeller.** Clean impeller, make sure correct strainer is on inlet of suction.
- 3. Discharge check valve not tight.** Replace rubber seal in check valve.
- 4. Shaft seal not tight.** Packing seal; Tighten packing. Mechanical seal; Replace broken seal.

**Notice:** All irrigation pumps (especially big pumps) must start pumping water slowly. Do not rev engine to full throttle until all main-lines and laterals are full of water. Water hammer has tremendous force and can blow pipes apart, including underground main-lines.

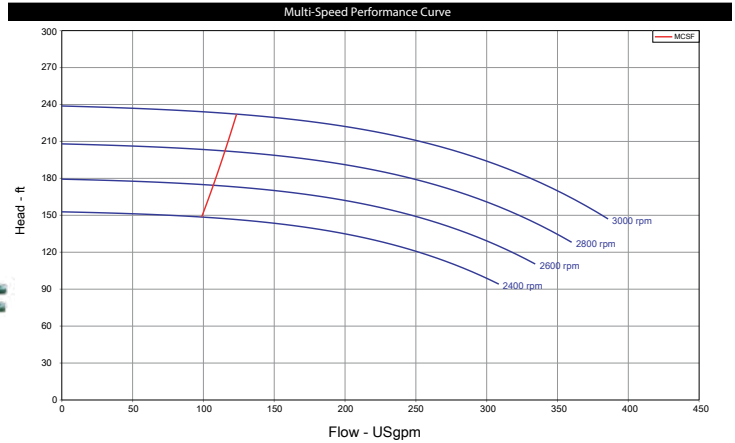


# 25 HP DIESEL PUMP



- Kubota D1105 Engine
- Berkeley B2½ZRLS Pump
- 22 Gallon Fuel Tank
- Heavy Duty Trailer

**25HP-B25K\*..... Kubota Pump Unit..... \$ 11,800.00**  
 \*Other Pump Sizes Available. Please call for sizing & price.

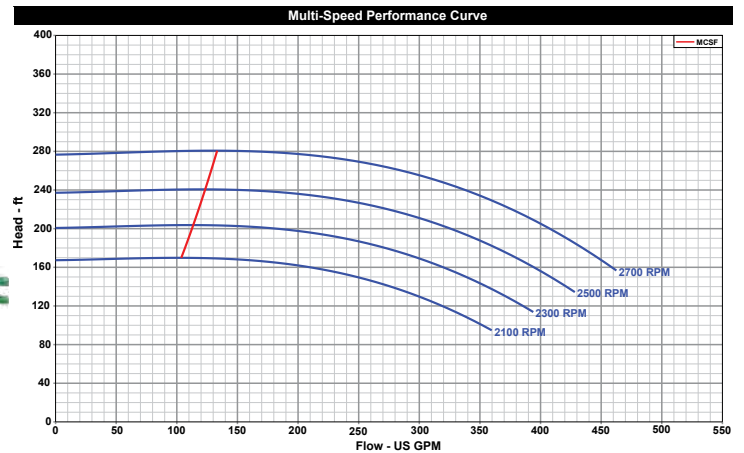


# 37 HP DIESEL PUMP



- Kubota D1803CR Engine
- Berkeley B2EQHH Pump
- 50 Gallon Fuel Tank
- Heavy Duty Trailer

**Complete Pump Unit\*..... \$ 18,800.00**  
 \*Other Pump Sizes Available. Please call for sizing & price.

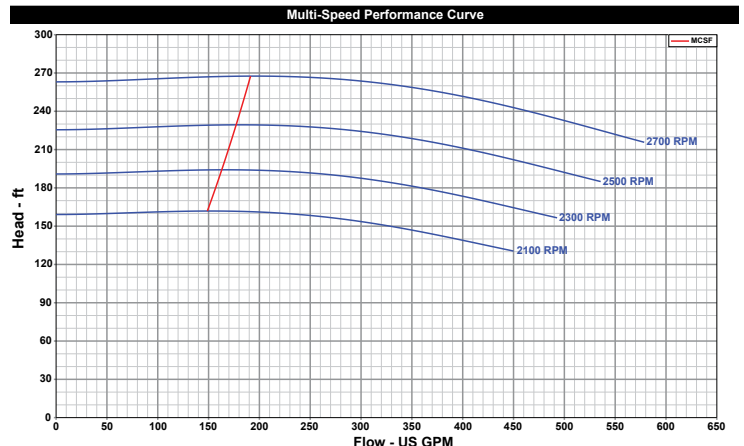


# 50 HP DIESEL PUMP



- Kubota V2403CR Engine
- 50 Gallon Fuel Tank
- Heavy Duty Trailer

**Complete Pump Unit w/ Berkeley B3EQBL Pump\* ..... \$20,100.00**  
**Complete Pump Unit w/ Cornell 2.5RB Pump\* ..... \$20,300.00**  
 \*Other Pump Sizes Available. Please call for sizing & price.



# CAPRARI PTO PUMP

## RUGGED TRACTOR DRIVEN CENTRIFUGAL PUMPS

**Price includes pump, trailer, PTO shaft, hand primer, discharge check valve and suction fitting.**



Caprari centrifugal PTO pumps are designed to suit many types of irrigation systems.

These rugged, efficient pumps are mounted on a two wheeled cart manufactured by **Rain-Flo Irrigation**, making it very easy to handle. Pumps are supplied with PTO drive shaft and fitted with priming valve, hand primer, pressure gauge and suction adapter.

A very dependable step-up gearbox is an integral part of these well proven pumps. The gearbox shaft is supported by heavy duty wide spaced bearings. The box is oil lubricated and some models are also water cooled. A dip-stick is used to check oil level. Cart construction is heavy duty tubular steel fitted with 16" diameter wheels with ball bearings. A rear stabilizer prevents the pump from tipping backwards.

### PTO PUMP PERFORMANCE TABLE

Recommended  
Hose Size

PRICE	MODEL	GPM	50	60	70	80	90	100	150	200	250	300	350	400	450	500	600	700	800	1000	1200	1400	DISCHARGE	SUCTION
\$2,950.00	D2/40	PSI HP	146 13	146 14	145 15	144 16	143 17	142 17	133 21														3"	3"
\$3,650.00	D2/50	PSI HP	135 17	136 17	137 18	137 18	137 19	136 19	135 22	128 25	121 27												3"	4"
\$4,250.00	D3/50	PSI HP		170 24	170 25	170 26	170 26	167 30	160 35	150 38	133 41												4"	4"
\$3,950.00	D2/65	PSI HP					107 18	108 21	108 23	107 27	105 29	103 31	100 34	97 36									4"	5"
\$4,650.00	D3/65	PSI HP						161 29	160 34	156 38	154 42	151 46	146 50	142 53	136 55								4"	5"
\$4,300.00	D2/80	PSI HP							110 28	109 31	109 33	108 36	108 38	107 40	105 43	103 47	99 51						5"	6"
\$5,500.00	D04/80	PSI HP							167 44	167 44	166 53	165 53	163 62	160 62	159 69	152 77	143 84						5"	6"
\$5,900.00	** or 540 DMR 80-3/2*	PSI HP							192 50	191 53	190 56	187 60	185 63	182 66	178 70	169 76	157 83	140 90					5"	6"
\$8,600.00	** DMR 83-3/2*	PSI HP							235 61	235 66	235 70	235 75	235 80	232 84	231 88	224 97	213 106	200 114					5"	6"
\$5,500.00	D03/100	PSI HP											116 47	116 50	115 54	114 59	112 62	110 68	103 79				6"	8"
\$7,300.00	** D3/101*	PSI HP												159 67	158 74	157 82	155 90	153 98	146 111	138 122			6"	8"
\$5,600.00	D01/125	PSI HP													37 17	36 19	35 21	34 22	30 23	25 25	21 26		8"	8"
	540 RPM 1000 RPM	GPM	50	60	70	80	90	100	150	200	250	300	350	400	450	500	600	700	800	1000	1200	1400	Above Details Apply to Fully Fitted Pumps	

\* = Liquid Cooled Gear Box

\*\* = 1,000 RPM Pump

# Bauer & Kifco REELS

Portable • Reliable • Simple • Automatic • Affordable



**Kifco T200L**  
Kintnersville PA

**Call for Current Price!**

MODEL/PART #	ID OF PIPE x LENGTH	SPRINKLER	GPM	STRIP WIDTH	ACRES PER PULL
<b>B110</b> .....Kifco	1.1" x 280'	Sime K1	4-26	68' - 100'	.2 - .9
<b>B140</b> .....Kifco	1.4" x 350'	Komet 163	18-80	100' - 198'	.2 - 1.5
<b>T200S</b> .....Kifco	2" x 320'	Twin Max	26-148	105' - 238'	1.1 - 2.4
<b>T200L</b> .....Kifco	2" x 580'	Twin Max	28-110	110' - 211'	2.3 - 3.2
<b>T210</b> .....Kifco	2.1" x 400'	Twin Max	40-138	105' - 235'	1.6 - 2.8
<b>8340106</b> .....Bauer A3	2.1" x 490'	Twin Max	40-125	154' - 200'	1.7 - 2.9

**Bauer A3**



Water Reels

# Bauer T Series REELS

RAINSTAR



**Galvanized Construction**  
Hot dip galvanizing of hose drum, turntable, and under-carriage



**Electronic Shut-off Valve**  
For auto shut down when the pull is complete



**SmartRain**  
Mobile irrigation management system



**Display During Operation**

- Speed setting
- Remaining irrigation time
- Laid-down PE-pipe length
- Pre / post irrigation
- Sensors for display of various functions

**Input Options**

- Start / Stop
- Retraction speed
- Pre / post irrigation
- Machine data in programming mode (already programmed)

**Standard Features**

- Compact frame for smaller fields
- 2 wheel chassis with turntable, adjustable tire spacing, and mechanical jack
- Highly efficient Bauer radial full flow turbine TVR 18 (T32-T42) and TVR 20 (T51-61) with Bauer 4 speed gearbox
- EcoStar 6000 irrigation computer includes SmartRain mobile irrigation management system and user friendly touch screen display with solar panel and back up battery for exact precipitation rates, high performance and reliability
- High clearance gun cart with automatic angle compensation, automatic lift and adjustable tire spacing
- Bauer HDPE pipe for high form stability and tensile strength

**Optional Features**

- Electric valve for auto shutdown
- Hydraulic stabilizers and gun cart lift
- Hydraulic jack or deluxe manual jack
- Hydraulic turntable/swivel aid
- Water supply connections on both sides
- Larger R26 x 12 tires on reel
- Engine/hydraulic rewind for slurry applications or engine & turbine combo
- AS26 or AS32 boom cart for lower operating pressure and less wind drift while protecting small seedlings
- Additional options available



ITEM #	MODEL	ID OF PIPE x LENGTH	SPRINKLER	GPM	STRIP WIDTH	ACRES PER PULL
8340112	TX	2.5" x 655' ..... 75-200	Twin 101	40-190	138' - 240'	2.3 - 4.3
8340252	T32	2.5" x 985' ..... 75-300	Twin 101	50-190	164' - 240'	4.0 - 6.1
8340462	T42	3.0" x 985' ..... 90-300	Twin 140	70-282	164' - 266'	4.0 - 6.8
8330214	T51	3.0" x 1,150' .... 90-350	Twin 140	70-282	164' - 266'	4.6 - 7.8
8330232	T61	3.3" x 1,150' .. 100-350	Twin 140	85-291	177' - 292'	5.0 - 8.7

Many additional sizes available, please call for details.

# Bauer E Series REELS

RAINSTAR



## New Features!


- Larger Solar Panels & Battery
- Larger hydraulic cylinders for stabilizers
- Upgraded gearbox
- Improved frame and shields for better performance and increased serviceability

## Standard Features

- Deluxe machine with heavy duty I-Beam frame
- 2 wheel chassis with turntable, adjustable tire spacing, and mechanical jack
- Hydraulic stabilizers and gun cart lift
- Highly efficient Bauer TVR 60 radial full flow turbine for minimal pressure loss with Bauer 4 speed gearbox
- EcoStar 6000 irrigation computer includes SmartRain mobile irrigation management system and user friendly touch screen display with solar panels and back up battery for exact precipitation rates, high performance and reliability
- High clearance gun cart with automatic angle compensation and adjustable tire spacing
- Bauer HDPE pipe for high form stability and tensile strength

## Optional Features

- 4 wheel tandem or solid axle chassis
- Electric valve for auto shutdown
- Hydraulic jack
- Hydraulic turntable/swivel aid
- Water supply connections on both sides
- Larger flotation tires
- Blow out device with ball and PTO powered compressor
- Engine/hydraulic rewind for slurry applications or engine & turbine combo
- AS50 Boom Cart for lower operating pressure and less wind drift while protecting small seedlings
- Additional options available



### Hydraulic Turntable

Turn the reel drum to the desired position with ease, even with uneven terrain or when filled with water



### Hydraulic Jack

Faster setup time with this convenient option



ITEM #	MODEL	ID OF PIPE x LENGTH	SPRINKLER	GPM	STRIP WIDTH	ACRES PER PULL
8340129	E100	3.7" x 985' ... 110-300	Twin 140	83-432	194' - 341'	4.8 - 9.0
8340130	E100	3.7" x 1,150' .. 110-350	Twin 140	83-404	194' - 328'	5.6 - 9.9
8340132	E200	3.7" x 1,310' .. 110-400	Twin 160	129-390	246' - 341'	8.1 - 11.6
8340138	E300	4.0" x 1,150' .. 125-350	Twin 202	129-511	246' - 374'	8.1 - 11.1
8340154	E400	4.0" x 1,310' .. 125-400	Twin 202	129-511	246' - 374'	8.1 - 12.9
8340158	E500	4.0" x 1,640' .. 125-500	Twin 202	129-420	246' - 354'	10.0 - 14.8
8340160	E500	4.5" x 1,310' .. 140-400	Twin 202	177-512	276' - 374'	9.2 - 12.9

Many additional sizes available



Please call for details and current pricing.

# BALL TYPE QUICK COUPLERS

## BLACK FEMALE SOCKET



BBWF2*.....2".....	\$ 4.00
BBWF3*.....3".....	\$ 5.00
BBWF4*.....4".....	\$ 12.75
BBWF5*.....5".....	\$ 16.00
BBWF6*.....6".....	\$ 18.00
BBWF8*.....8".....	\$ 32.00

\*Includes O-Ring

## BLACK MALE BALL



BBWM2.....2".....	\$ 3.25
BBWM3.....3".....	\$ 3.50
BBWM4.....4".....	\$ 4.25
BBWM5.....5".....	\$ 6.00
BBWM6.....6".....	\$ 10.50
BBWM8.....8".....	\$ 18.00

## "O" RING



BB02.....2".....	\$ 2.50
BB03.....3".....	\$ 2.65
BB04.....4".....	\$ 3.75
BB05.....5".....	\$ 5.00
BB06.....6".....	\$ 5.50
BB08.....8".....	\$ 6.00

## GALVANIZED CLAMP



BBC2.....2".....	\$ 13.50
BBC3.....3".....	\$ 18.00
BBC4.....4".....	\$ 26.00
BBC5.....5".....	\$ 33.00
BBC6.....6".....	\$ 40.00
BBC8.....8".....	\$ 55.00

## MALE BALL / HOSE INSERT



Galvanized	BBMH2.....2".....	\$ 9.00
	BBMH3.....3".....	\$ 14.50
	BBMH4.....4".....	\$ 23.00
	BBMH5.....5".....	\$ 44.00
	BBMH6.....6".....	\$ 50.00
	BBMH8.....8".....	\$ 58.00

## FEMALE SOCKET / HOSE INSERT



Galvanized	BBFH2.....2".....	\$ 10.00
	BBFH3.....3".....	\$ 14.50
	BBFH4.....4".....	\$ 30.00
	BBFH5.....5".....	\$ 33.00
	BBFH6.....6".....	\$ 37.00
	BBFH8.....8".....	\$ 47.00

## GALVANIZED 90° ELBOW



BBE902.....2".....	\$ 55.00
BBE903.....3".....	\$ 82.00
BBE904.....4".....	\$ 90.00
BBE905.....5".....	\$ 160.00
BBE906.....6".....	\$ 180.00
BBE908.....8".....	\$ 230.00

## FEMALE SOCKET TO THREAD



Galvanized	BBFT2.....2".....	\$ 30.00
	BBFT3.....3".....	\$ 35.00
	BBFT4.....4".....	\$ 47.00
	BBFT5.....5".....	\$ 67.00
	BBFT6.....6".....	\$ 71.00

**CUSTOM IRRIGATION FITTINGS  
MADE BY REQUEST.**

# WADE RAIN KNOB STYLE FITTINGS Aluminum

## LATCH TO HOSE SHANK



WRHM3.....3".....	\$ 51.00
WRHM4.....4".....	\$ 59.00
WRHM6.....6".....	\$ 66.00

## COUPLER TO HOSE SHANK



WRCH3.....3".....	\$ 43.00
WRCH4.....4".....	\$ 48.00
WRCH6.....6".....	\$ 76.00

## RING & LATCH ASSEMBLY



WRRL2.....2".....	\$ 9.00
WRRL3.....3".....	\$ 10.00
WRRL4.....4".....	\$ 14.00
WRRL5.....5".....	\$ 16.50
WRRL6.....6".....	\$ 20.00

## FIELD REDUCERS (FEMALE X MALE)



WRR23.....2" x 3".....	\$ 90.00
WRR34.....3" x 4".....	\$ 110.00
WRR45.....4" x 5".....	\$ 134.00
WRR56.....5" x 6".....	\$ 162.00

## DOUBLE END REDUCER COUPLER



WRRC32.....3" x 2".....	\$ 78.00
WRRC42.....4" x 2".....	\$ 85.00
WRRC43.....4" x 3".....	\$ 96.00
WRRC54.....5" x 4".....	\$ 108.00
WRRC65.....6" x 5".....	\$ 179.00

## DOUBLE END COUPLER



WRC2.....2".....	\$ 42.00
WRC3.....3".....	\$ 56.00
WRC4.....4".....	\$ 68.00
WRC5.....5".....	\$ 87.00
WRC6.....6".....	\$ 116.00

WITH 1" RISER OUTLET

## BOLT-ON COUPLER



WRBC2.....2".....	\$ 38.00
WRBC3.....3".....	\$ 51.00
WRBC4.....4".....	\$ 62.00
WRBC5.....5".....	\$ 96.00
WRBC6.....6".....	\$ 112.00

## PUMP ADAPTER



WRPA2.....2".....	\$ 78.00
WRPA3.....3".....	\$ 92.00
WRPA4.....4".....	\$ 108.00
WRPA5.....5".....	\$ 124.00
WRPA6.....6".....	\$ 160.00

## PLUGS



WRP2.....2".....	\$ 28.00
WRP3.....3".....	\$ 29.00
WRP4.....4".....	\$ 37.00
WRP5.....5".....	\$ 47.00
WRP6.....6".....	\$ 52.00

## 90° ELBOW



WRE902.....2".....	\$ 62.00
WRE903.....3".....	\$ 80.00
WRE904.....4".....	\$ 107.00
WRE905.....5".....	\$ 152.00
WRE906.....6".....	\$ 185.00

## 90° DOUBLE END ELBOW



WRDEE902.....2".....	\$ 90.00
WRDEE903.....3".....	\$ 108.00
WRDEE904.....4".....	\$ 130.00
WRDEE905.....5".....	\$ 180.00
WRDEE906.....6".....	\$ 228.00

## KNOB STYLE VALVE OPENER



3-6-2 EH.....2".....	\$ 190.00
3-6-3 EH.....3".....	\$ 190.00
3-6-4 EH.....4".....	\$ 188.00
3-6-5 EH.....5".....	\$ 235.00
3-6-6 EH.....6".....	\$ 235.00

## LINE TEE



WRLT2.....2".....	\$ 102.00
WRLT3.....3".....	\$ 116.00
WRLT4.....4".....	\$ 134.00
WRLT5.....5".....	\$ 188.00
WRLT6.....6".....	\$ 232.00

## DOUBLE END TEE



WRDET2.....2".....	\$ 112.00
WRDET3.....3".....	\$ 124.00
WRDET4.....4".....	\$ 161.00
WRDET5.....5".....	\$ 200.00
WRDET6.....6".....	\$ 262.00

## END TEE



WRET2.....2".....	\$ 100.00
WRET3.....3".....	\$ 109.00
WRET4.....4".....	\$ 125.00
WRET5.....5".....	\$ 207.00
WRET6.....6".....	\$ 225.00

### 90° ELBOW



HSE902.....2".....\$ 70.00  
 HSE903.....3".....\$ 78.00  
 HSE904.....4".....\$ 110.00  
 HSE906.....6".....\$ 178.00

### 45° ELBOW



HSE452.....2".....\$ 70.00  
 HSE453.....3".....\$ 78.00  
 HSE454.....4".....\$ 109.00  
 HSE456.....6".....\$ 162.00

### REDUCER



HSR32.....3" x 2".....\$ 51.00  
 HSR43.....4" x 3".....\$ 66.00  
 HSR54.....5" x 4".....\$ 85.00  
 HSR64.....6" x 4".....\$ 95.00  
 HSR65.....6" x 5".....\$ 100.00

### END TEE



HSET2.....2".....\$ 96.00  
 HSET3.....3".....\$ 100.00  
 HSET4.....4".....\$ 122.00  
 HSET5.....5".....\$ 156.00  
 HSET6.....6".....\$ 186.00

### LINE TEE



HSLT2.....2".....\$ 102.00  
 HSLT3.....3".....\$ 104.00  
 HSLT4.....4".....\$ 132.00  
 HSLT5.....5".....\$ 145.00  
 HSLT6.....6".....\$ 186.00

### PLUG



HSP2.....2".....\$ 28.00  
 HSP3.....3".....\$ 33.00  
 HSP4.....4".....\$ 45.00  
 HSP5.....5".....\$ 53.00  
 HSP6.....6".....\$ 61.00

### PUMP ADAPTER



HSPA22.....2" x 2".....\$ 27.00  
 HSPA23.....2" x 3".....\$ 41.00  
 HSPA33.....3" x 3".....\$ 42.00  
 HSPA34.....3" x 4".....\$ 55.00  
 HSPA44.....4" x 4".....\$ 57.00

### HOSE TO COUPLER ADAPTER



HSHC2.....2".....\$ 34.00  
 HSHC3.....3".....\$ 35.00  
 HSHC4.....4".....\$ 41.00  
 HSHC5.....5".....\$ 54.00  
 HSHC6.....6".....\$ 62.00

### HOSE TO MALE END ADAPTER



HSHM2.....2".....\$ 39.00  
 HSHM3.....3".....\$ 41.00  
 HSHM4.....4".....\$ 44.00  
 HSHM5.....5".....\$ 64.00  
 HSHM6.....6".....\$ 71.00

## A & M Hook Style ALUMINUM

### DOUBLE END COUPLER



HSDEC2.....2".....\$ 54.00  
 HSDEC3.....3".....\$ 54.00  
 HSDEC4.....4".....\$ 73.00  
 HSDEC5.....5".....\$ 88.00  
 HSDEC6.....6".....\$ 120.00

### BOLT-ON END COUPLER



AMBC2.....2".....\$ 38.00  
 AMBC3.....3".....\$ 50.00  
 AMBC4.....4".....\$ 62.00  
 AMBC5.....5".....\$ 82.00  
 AMBC6.....6".....\$ 100.00

OTHER FITTINGS AND SIZES AVAILABLE; CALL FOR PRICE.

## CHECK VALVE

### CHEMIGATION CHECK VALVE

- Flanged Connection
- NRCS Approved Back-Flow Preventer



P1775-60.....3".....\$ 427.00  
 P1775-61.....4".....\$ 440.00  
 P1778-61.....6".....\$ 507.00  
 P1778-62.....8".....\$ 585.00

### HOOK STYLE VALVE OPENER



P1694-62.....3" x 3".....\$ 130.00  
 P1694-64.....4" x 3".....\$ 136.00  
 P1694-65.....4" x 4".....\$ 140.00  
 P1694-72.....6" x 4".....\$ 176.00  
 P1694-74.....6" x 6".....\$ 202.00

### RING-LOCK VALVE OPENER



P1716-65.....4" x 4".....\$ 142.00  
 P1716-72.....6" x 4".....\$ 174.00  
 P1716-74.....6" x 6".....\$ 197.00  
 P1715-63.....8" x 6".....\$ 332.00

### HOOK & RING



P1034-01.....2".....\$ 8.50  
 P1035-01.....3".....\$ 9.00  
 P1036-81.....4".....\$ 14.00  
 P1036-82.....5".....\$ 15.00  
 P1036-83.....6".....\$ 19.50

### 90° ELBOW



RLE904.....4".....\$ 99.00  
 RLE906.....6".....\$ 142.00  
 RLE908.....8".....\$ 195.00

### 45° ELBOW



RLE454.....4".....\$ 92.00  
 RLE456.....6".....\$ 116.00  
 RLE458.....8".....\$ 181.00

### REDUCER



RLR64.....6" x 4".....\$ 70.00  
 RLR86.....8" x 6".....\$ 107.00

### END TEE



RLET4.....4".....\$ 108.00  
 RLET6.....6".....\$ 162.00  
 RLET8.....8".....\$ 240.00

### LINE TEE



RLLT4.....4".....\$ 108.00  
 RLLT6.....6".....\$ 163.00  
 RLLT8.....8".....\$ 240.00

### PLUG



RLP4.....4".....\$ 33.00  
 RLP6.....6".....\$ 45.00  
 RLP8.....8".....\$ 64.00

### CLAMPING RING

#### PIERCE

RLC4.....4".....\$ 15.00  
 RLC5.....5".....\$ 16.50  
 RLC6.....6".....\$ 18.00  
 RLC8.....8".....\$ 19.50

#### TRAVIS

RLC3T.....3".....\$ 20.00  
 RLC4T.....4".....\$ 21.00  
 RLC5T.....5".....\$ 22.00  
 RLC6T.....6".....\$ 24.00  
 RLC8T.....8".....\$ 26.00

### HOSE TO COUPLER ADAPTER



RLHC4.....4".....\$ 39.00  
 RLHC6.....6".....\$ 56.00  
 RLHC8.....8".....\$ 84.00

### HOSE TO MALE END ADAPTER



RLHM4.....4".....\$ 42.00  
 RLHM6.....6".....\$ 64.00  
 RLHM8.....8".....\$ 85.00

# RISER VALVE & ACCESSORIES

## FEMALE VALVE STUB



P1726-01	.....3".....	\$ 81.00
P1726-02	.....4".....	\$ 108.00
P1726-04	.....6".....	\$ 183.00
P1726-05	.....8".....	\$ 330.00

## MALE VALVE STUB



P1729-01	.....3".....	\$ 68.00
P1729-02	.....4".....	\$ 87.00
P1729-04	.....6".....	\$ 147.00
P1729-05	.....8".....	\$ 296.00

## WELD-ON STUB



P1724-01	.....3".....	\$ 45.00
P1724-02	.....4".....	\$ 55.00
P1724-04	.....6".....	\$ 89.00
P1724-05	.....8".....	\$ 218.00

## REPLACEMENT COVER



P1059-01	.....3".....	\$ 6.25
P1060-01	.....4".....	\$ 7.00
P1061-01	.....5".....	\$ 18.00
P1062-01	.....6".....	\$ 25.00

## STAINLESS ROD



P2086-03	.....3"- 4".....	\$ 17.00
P2086-04	.....5"- 6".....	\$ 21.00

## STEM WASHER



497-04	.....3" - 6".....	\$ 0.50
--------	-------------------	---------

## RISER TEE & VALVE

IPS for PVC Pipe; Epoxycoated Steel  
• Gheen Risers Also Available

P1220-05	.....4"x4"x36".....	\$ 220.00
P1223-05	.....6"x6"x4"x36".....	\$ 278.00
P1224-05	.....6"x6"x6"x36".....	\$ 322.00



## RISER ELBOW & VALVE

IPS for PVC Pipe; Epoxycoated Steel  
• Gheen Risers Also Available

P1252-05	.....4"x4"x36".....	\$ 220.00
P1254-05	.....6"x4"x36".....	\$ 247.00
P1255-05	.....6"x6"x36".....	\$ 324.00
P1257-05	.....8"x6"x36".....	\$ 374.00



## RISER TEE WITH ELBOW

IPS for PVC Pipe; Epoxycoated Steel  
• Gheen Risers Also Available  
• Air Vents on Page 24

WITH MPT ELL PORT FOR AIR VENT

P3571-03	.....4"x4"x4"x36".....	\$ 272.00
P3398-04	.....6"x6"x4"x36".....	\$ 345.00
P3348-04	.....6"x6"x6"x36".....	\$ 390.00



## RISER ELL WITH ELBOW

IPS for PVC Pipe; Epoxycoated Steel  
• Gheen Risers Also Available  
• Air Vents on Page 24

WITH MPT ELL PORT FOR AIR VENT

P3345-04	.....4"x4"x36".....	\$ 275.00
P3395-04	.....6"x4"x36".....	\$ 320.00
P3341-05	.....6"x6"x36".....	\$ 375.00



# ALUMINUM IRRIGATION PIPE

## "Z" PIPE



Galv. for underground PVC pipe with 3" air vent port and 3/4" pressure gauge port.

P3336-21	.....4" x 52".....	\$ 440.00
P3336-23	.....6" x 52".....	\$ 478.00
P3336-24	.....8" x 52".....	\$ 800.00

## ALUMINUM SPRINKLER RISER

Top; 3/4" Female Pipe Thread  
Bottom; 1" Male Pipe Thread

AR7512	.....12".....	\$ 8.50
AR7518	.....18".....	\$ 9.75
AR7524	.....24".....	\$ 11.00
AR7536	.....36".....	\$ 13.75
AR7548	.....48".....	\$ 16.75
AR7560	.....60".....	\$ 19.25
AR7572	.....72".....	\$ 22.00



## HOOK STYLE Universal

HSP330*	.....3" x 30'.....	\$ Call For Price
HSP340*	.....3" x 40'.....	\$ Call For Price
HSP430*	.....4" x 30'.....	\$ Call For Price
HSP440*	.....4" x 40'.....	\$ Call For Price
HSP530*	.....5" x 30'.....	\$ Call For Price

## RING-LOCK Universal

RLP430*	.....4" x 30'.....	\$ Call For Price
RLP530*	.....5" x 30'.....	\$ Call For Price
RLP630*	.....6" x 30'.....	\$ Call For Price
RLP830*	.....8" x 30'.....	\$ Call For Price

\*ALL Aluminum Pipe ordered upon Request

\*Non-Stocking Item

\*NOTE: Lead time MAY exceed 4 Month



# SCH. 40 PVC PIPE

PART #	SIZE	MAX PSI	PRICE
SCH40-50	.....1/2".....	600	Call
SCH40-75	.....3/4".....	480	Call
SCH40-1	.....1".....	450	Call
SCH40-125	.....1 1/4".....	370	Call
SCH40-150	.....1 1/2".....	330	Call
SCH40-2	.....2".....	280	Call
SCH40-3	.....3".....	260	Call
SCH40-4	.....4".....	220	Call
SCH40-6	.....6".....	180	Call
SCH40-8	.....8".....	160	Call

All purpose PVC pipe used for plumbing, etc.

# SDR PVC PIPE

SDR 21 & 26 is a gasketed PVC pipe designed for underground mains. It is used for main lines in sprinkler systems, drip irrigation systems, etc. **Discount on full skids.**

## SDR 26 (Max 160 PSI)

PART #	SIZE	PRICE
SDR26-3	.....3".....	Call
SDR26-4	.....4".....	Call
SDR26-6	.....6".....	Call
SDR26-8	.....8".....	Call

## SDR 21 (Max 200 PSI)

PART #	SIZE	PRICE
SDR21-2	.....2".....	Call
SDR21-3	.....3".....	Call
SDR21-4	.....4".....	Call
SDR21-6	.....6".....	Call
SDR21-8	.....8".....	Call



# ACCESSORIES

## BLACK WELD-ON COUPLER

Includes Gasket!



P1007-41	2"	\$ 12.50
P1007-42	3"	\$ 14.00
P1007-43	4"	\$ 16.00
P1007-44	5"	\$ 18.00
P1007-45	6"	\$ 24.00
P1007-47	8"	\$ 32.00

## BLACK WELD-ON HOSE MALE END



P1790-01	2"	\$ 8.00
P1790-02	3"	\$ 15.00
P1790-04	4"	\$ 16.00
P1790-06	5"	\$ 21.00
P1790-07	6"	\$ 23.00
P1790-08	8"	\$ 35.00

## BLACK WELD-ON THREADED FEMALE



P2062-09	2"	\$ 7.00
P2062-11	3"	\$ 18.00
P2062-12	4"	\$ 23.00
P2062-13	5"	\$ 41.00
P2062-14	6"	\$ 57.00
P2062-15	8"	\$ 71.00

## WELD-ON RINGLOCK MALE



P1678-02	4"	\$ 18.00
P1676-01	5"	\$ 21.00
P1676-02	6"	\$ 22.00
P1676-04	8"	\$ 28.00

## BLACK WELD-ON HALF NIPPLE



P2127-16	2"	\$ 6.50
P2127-24	3"	\$ 12.00
P2127-29	4"	\$ 14.00
P2127-33	5"	\$ 31.00
P2127-35	6"	\$ 32.00
P2127-37	8"	\$ 44.00

## BLACK WELD-ON TUBING

(Same size as irrigation pipe)



DIA. x LEN.	
TUBE-2	2" x 8" \$ 5.75
TUBE-3	3" x 8" \$ 8.50
TUBE-4	4" x 8" \$ 10.00
TUBE-5	5" x 8" \$ 13.50
TUBE-6	6" x 8" \$ 14.75

## WELD-ON TEE



**SCH.40 STEEL**

WT2	2"	\$ 19.33
WT3	3"	\$ 33.00
WT4	4"	\$ 55.00
WT6	6"	\$ 68.00

## BLACK WELD-ON CONE



P1081-02	3" x 2"	\$ 6.50
P1081-03	4" x 2"	\$ 9.50
P1081-09	4" x 3"	\$ 7.50
P1081-14	5" x 4"	\$ 9.00
P1081-15	6" x 4"	\$ 12.50
P1081-19	6" x 5"	\$ 12.00
P1081-24	8" x 6"	\$ 20.00

## SUCTION COUPLER



SC3	3"	\$ 65.00
SC4	4"	\$ 69.00
SC5	5"	\$ 103.00
SC6	6"	\$ 107.00
SC8	8"	\$ 168.00

## WELD-ON ELBOW



**SCH.40 STEEL**

WE2	2"	\$ 8.13
WE3	3"	\$ 28.00
WE4	4"	\$ 35.00
WE6	6"	\$ 58.00

P1097-12	3"	\$ 28.00
P1097-13	4"	\$ 46.00
P1097-15	6"	\$ 70.00

## 90° SUCTION ELBOW



SELL90-4	4"	\$ 166.00
SELL90-5	5"	\$ 228.00
SELL90-6	6"	\$ 243.00

## GUN STATION



Female x Male Hook Style with MPT Outlet

GUNS3	3" x 3" x 2"	\$ 125.00
GUNS4	4" x 4" x 2"	\$ 150.00
GUNS6	6" x 6" x 3"	\$ 215.00

## BUTTERFLY LINE VALVE

### HOOK STYLE

P1812-61	4"	\$ 223.00
P1814-61	6"	\$ 288.00

### RING-LOCK

P1821-61	4"	\$ 202.00
P1823-61	6"	\$ 270.00



## PRIMING VALVE

B05923	3" x 4"	\$ 680.00
B05924	4" x 4" Flange	\$ 915.00
B05925	5" x 5" Flange	\$ 1,065.00
B05926	6" x 6" Flange	\$ 1,095.00



## PIERCE HOOK

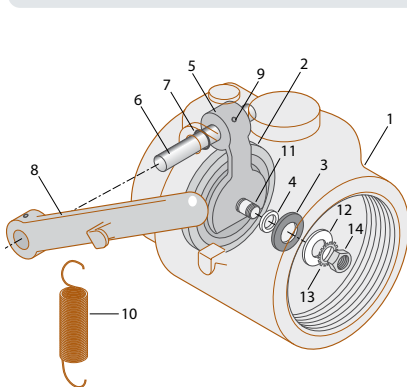


P1030-01	\$ 3.00
----------	---------

## HOOK LATCH



## BERKELEY PRIMING CHECK VALVE



Item #	Part Description	Model B05923		Model B05924	
		3" x 4" w/Lever	Price	4" x 4" w/Lever	Price
1	Body, Valve	L03671	\$ 670.28	L03665	\$ 697.32
2	Clack	S13414	\$ 124.74	S13404	\$ 236.38
3	Grommet	S13677	\$ 8.79	S13677	\$ 8.79
4	Spacer, Grommet	S13412	\$ 25.92	S13412	\$ 25.92
5	Clack Hinge,	B06142	\$ 326.04	B06143	\$ 333.32
6	Shaft and Handle Assembly				
7	O-Ring	S13755	\$ 8.79	S13755	\$ 8.79
9	Pin, Spring (2 Req.)	S13676	\$ 3.20	S13676	\$ 3.20
10	Spring	S13679	\$ 18.70	S14026	\$ 20.35
11	Stud	S16899	\$ 13.46	S16899	\$ 13.46
12	Washer, Flat	S23050	\$ 6.30	S23050	\$ 6.30
13	Washer, External Tooth	S23036	\$ 6.30	S23036	\$ 6.30
14	Nut, Hex	S23103	\$ 6.12	S23103	\$ 6.12

P1012-01	2" - 4" Pipe	\$ 2.50
P1012-02	5" - 8" Pipe	\$ 3.50

## WADE KNOB



WRL24	2" - 4" Pipe	\$ 5.00
WRL56	5" - 8" Pipe	\$ 5.50
WRLB35	Bronze	
	2" - 8" Pipe	\$ 12.00

## TICO "D" RING

Alum. Ring for Tico Style



TICO34	3" - 4" Pipe	\$ 7.50
TICO56	5" - 6" Pipe	\$ 8.50

## STEEL FLANGE



FLS2	2"	\$ 13.00
FLS3	3"	\$ 14.50
FLS4	4"	\$ 20.00
FLS5	5"	\$ 23.00
FLS6	6"	\$ 25.00
FLS8	8"	\$ 42.00

## PVC FLANGE



**SLIP**

FLPS2	2"	\$ 8.00
FLPS3	3"	\$ 23.00
FLPS4	4"	\$ 29.00
FLPS6	6"	\$ 45.00
FLPS8	8"	\$ 77.50

\* Use half nipples for MPT















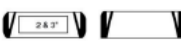










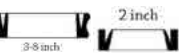













## FLANGE GASKET



FLG3	3"	\$ 2.75
FLG4	4"	\$ 3.25
FLG6	6"	\$ 4.75
FLG8	8"	\$ 5.50

# ALUMINUM PIPE GASKETS

If unable to identify your gaskets, please send them to us for identification. **10% Discount on 75 or more gaskets.**

A & M  <b>422</b>	Akron  <b>485</b>	Ames - ABC  <b>480</b>	Ames Spring  <b>580</b>	Ames - Suction  <b>480S</b>	Blue Wave  <b>406</b>	Champion  <b>486</b>	Farmland - Green Dot  <b>472</b>
Farmland - SBS  <b>470</b>	Felton  <b>417</b>	Flex -o- Seal  <b>451</b>	Gheen  <b>490</b>	Ireco - AE  <b>443</b>	Ireco - Old Style  <b>441</b>	Ireco - Steelume  <b>442</b>	Mathison - Ring  <b>415</b>
McDowell  <b>446</b>	McDowell Spring  <b>546</b>	Moore-Rane  <b>488</b>	Moulton  <b>452</b>	O'Ring / 3/8"  <b>400</b>	Pierce - Tico  <b>401</b>	Race & Race Demountable  <b>414</b>	Race & Race-Linklok  <b>415</b>
Rainbow  <b>418</b>	Rain-Control  <b>440</b>	Rainway  <b>412</b>	Rainway Roundback  <b>411</b>	Rain-For-Rent & Wosco  <b>457</b>	Ravit  <b>419</b>	Sure-Flo - (Dresser Type)  <b>473</b>	Shur-Rane (New Style)  <b>460</b>
Shur-Rane (Non-Drain)  <b>454</b>	Shur-Rane Old Style  <b>455</b>	Stout - New Style  <b>444</b>	Stout - Seal Ring  <b>445</b>	Stout - Towline Seal  <b>478</b>	Wade Rain - New Style  <b>428</b>	Wyss  <b>475</b>	

• New style gaskets fit old style pipe but old style gaskets won't fit new style pipe.

• Mathison style gasket is discontinued and no longer available. Use WRBC or AMBC couplers as replacement; Page 74 & 75.

## GASKET PRICES

Specify Gasket Part Number & Add Size

Part #	2"	3"	4"	5"	6"	7"	8"
<b>400</b>	\$1.24	\$1.45	\$1.86	\$2.10	\$2.66	-	-
<b>401</b>	\$1.45	\$1.38	\$2.42	\$4.02	\$3.54	-	\$4.17
<b>406</b>	-	\$2.15	<b>4.5"</b>	-	-	-	-
<b>411</b>	-	\$2.38	\$2.96	-	-	-	-
<b>412</b>	\$1.72	\$1.52	\$2.21	\$4.24	\$3.54	-	\$4.15
<b>414</b>	\$2.68	\$2.35	\$2.82	\$3.50	\$4.45	-	\$5.97
<b>415</b>	\$2.00	\$2.42	\$3.47	\$4.31	\$4.87	-	\$6.71
<b>417</b>	-	\$1.40	\$1.94	\$4.15	\$3.40	-	-
<b>418</b>	-	-	\$4.31	\$5.04	\$5.80	-	\$8.08
<b>419</b>	\$2.85	\$3.10	\$1.80	\$5.13	\$5.15	-	-
<b>422</b>	\$1.72	\$1.77	\$2.08	\$3.57	\$2.40	-	\$3.64
<b>428</b>	\$1.52	\$1.45	\$2.29	\$4.10	\$4.60	-	\$5.77
<b>440</b>	\$1.91	\$2.99	\$3.47	\$5.15	\$5.32	-	-
<b>441</b>	-	\$2.97	-	-	-	-	-
<b>442</b>	\$2.05	\$1.73	\$2.42	\$4.72	\$3.92	-	-
<b>443</b>	\$2.35	\$2.70	\$3.41	\$4.25	-	-	-
<b>444</b>	\$2.22	\$2.55	\$3.33	\$4.31	\$4.69	-	-
<b>445</b>	\$1.58	\$2.29	\$2.42	\$3.59	\$4.18	-	-
<b>446</b>	\$1.93	\$2.19	\$2.85	\$4.71	\$5.67	-	\$10.49

Part #	2"	3"	4"	5"	6"	7"	8"
<b>451</b>	-	\$3.92	\$4.02	\$5.41	\$6.49	-	\$9.59
<b>452</b>	\$1.77	\$2.35	\$3.29	\$4.96	\$5.50	-	\$9.70
<b>454</b>	-	\$2.42	\$3.33	\$4.43	\$4.64	-	\$7.18
<b>455</b>	\$2.75	\$2.54	\$3.15	\$4.17	\$5.20	-	-
<b>457</b>	\$1.40	\$1.40	\$1.93	\$3.76	\$3.78	-	\$4.67
<b>460</b>	\$1.80	\$1.91	\$2.68	\$5.11	\$4.81	-	\$6.48
<b>470</b>	\$1.49	\$1.61	\$2.43	\$3.78	\$4.45	-	-
<b>472</b>	-	\$2.07	\$3.34	\$4.43	\$5.39	-	\$6.43
<b>473</b>	-	\$2.08	\$2.97	\$5.25	\$4.50	-	\$5.05
<b>475</b>	\$2.00	\$2.38	\$2.87	\$3.50	\$4.22	-	-
<b>478</b>	-	-	\$2.77	\$2.99	-	-	-
<b>480</b>	\$1.38	\$1.54	\$3.27	\$5.15	\$8.57	\$11.33	-
<b>480S</b>	-	-	-	-	\$16.05	-	-
<b>485</b>	\$5.70	\$2.61	\$3.40	\$5.86	\$5.33	-	-
<b>486</b>	\$1.80	\$2.52	\$3.40	\$4.64	\$5.32	-	\$6.45
<b>488</b>	\$2.42	\$2.01	\$2.70	\$4.23	\$5.63	\$5.86	\$5.64
<b>490</b>	\$1.94	\$1.84	\$2.54	\$3.73	\$4.60	\$6.67	\$5.63
<b>546</b>	\$15.39	\$4.87	\$6.20	\$7.01	\$9.92	\$14.91	\$16.67
<b>580</b>	\$3.31	\$3.89	\$5.01	\$18.06	\$19.18	-	\$17.55

# BASIC DRIP IRRIGATION SYSTEM INFORMATION

Approximate Acres To Irrigate? \_\_\_\_\_  
 How Many Rows? How Long? \_\_\_\_\_  
 Type Of Water Source?.....Well.....River.....Pond.....City Water  
 How Far Is The Water Source From the Field? \_\_\_\_\_  
 Approx. how many feet of elevation from the water source to the field? \_\_\_\_\_  
 If you have your own pump, how many G.P.M.? At what PSI. \_\_\_\_\_  
 Need to do all of your field at one time? Or break into zones? (A small water source may determine the amount of zones)

## TEST INFORMATION

Determining amount of water in a well? **1.** Check inside of your well cap. **2.** Ask your well driller. **3.** Check it yourself, put a pressure gauge and valve next to your hydrant, close the valve to approx. 30 PSI, use a 5 gal. pail or barrel and check fill time with your watch. **Note;** Your well may have a small water pump and a large amount of water, if so, a larger pump may be used. To check an engine pump, pressurize pump to approximately 50 PSI and check with barrel and your watch.

How much water do I need for my irrigation system?

See charts inside of back cover. (GPM per acre)

Standard drip tape has 12" emitter spacing and flow rate is .45 GPM per 100 ft. at 8 PSI. Can be used for rows up to 500 ft. long. For longer rows up to 1000 ft. lower flow drip tape must be used or a larger diameter drip tape. To find flow (GPM) needed for a field or zone, multiply total linear ft. of drip tape x drip tape flow rate. **Example;** total linear ft. of drip tape 12,561 ft. ÷ 100 (for the flow rate per 100 ft.) x flow rate .45 = 56.5 GPM.

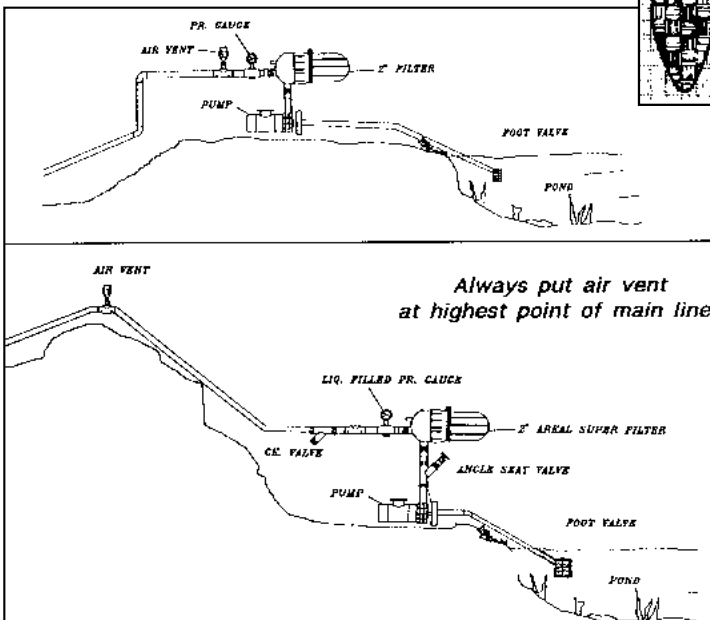
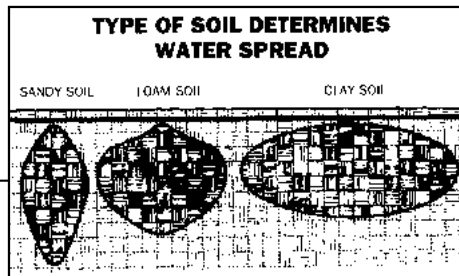
**PLEASE CALL FOR MORE INFORMATION**

Square feet per acre = 43,560 sq. ft.  
 1 Acre = 208.71 ft. sq.  
 1" an Acre = 6,500-13,500 Gallons (Drip irrigation depending on row spacing)  
 1" an Acre = 27,154 Gallons (Overhead Irrigation)  
 1" per hour an acre = 452.57 GPM (Overhead Irrigation)

Row Spacing (INCHES)	Plastic FEET PER ACRE
48"	10,890'
52"	10,052'
56"	9,334'
58"	9,012'
60"	8,712'
62"	8,431'
64"	8,168'
66"	7,920'
68"	7,687'
70"	7,467'
72"	7,260'
76"	6,876'
80"	6,534'
84"	6,223'
88"	5,940'

### HELPFUL TIPS

- **2.31' of gravity is needed to create 1 PSI.**
- **1 Cubic foot of water equals 7.48 gallons.**
- **Inches per hour= .00221 x GPM flow ÷ acres.**
- **3.8 Liter = 1 Gallon**



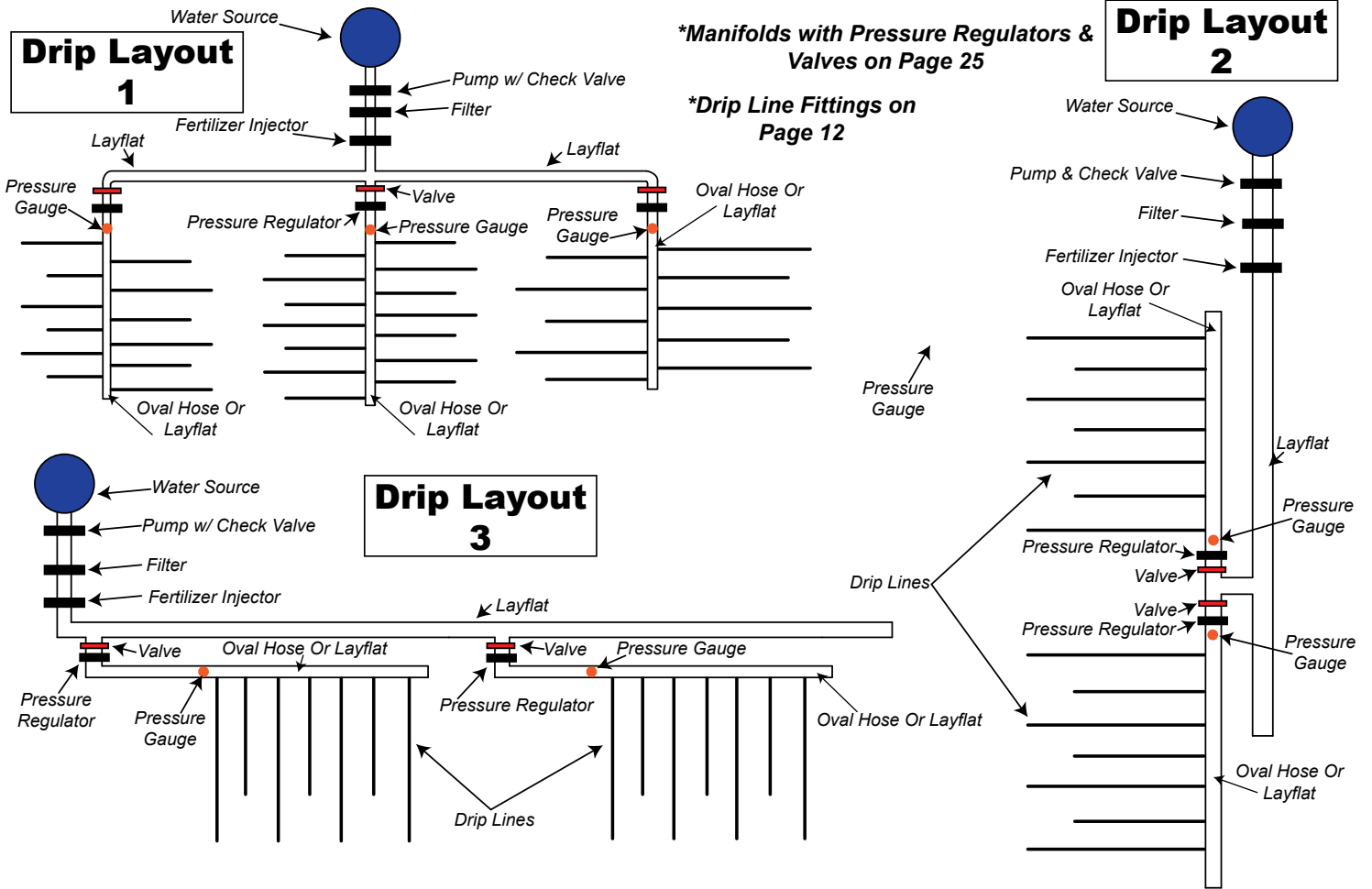
CLIMATIC CONDITIONS DURING CROP	Suggested Average Acre inches per day	Daily Pump Operation								
		2 Hrs.	4 Hrs.	6 Hrs.	8 Hrs.	10 Hrs.	12 Hrs.	16 Hrs.	20 Hrs.	24 Hrs.
		G.P.M. PER ACRE								
Cool & Humid	.20	45.3	22.6	15.1	11.3	9.1	7.5	5.7	4.5	3.8
Warm - Semi-Humid	.25	56.6	28.3	18.9	14.1	11.3	9.4	7.1	5.7	4.7
Warm - Dry	.30	67.9	33.9	22.6	17.0	13.6	11.3	8.5	6.8	5.7
Very Dry - Hot	.35	79.2	39.6	26.4	19.8	15.8	13.2	9.9	7.9	6.6
Very Dry - Hot Winds	.40	90.5	45.3	30.2	22.6	18.1	15.1	11.3	9.1	7.5

**NOTE;** Chart based on 7 Day per week operation.


For 6 day pump operation multiply G. P. M. per acre by 1.166  
 For 5 day pump operation multiply G. P. M. per acre by 1.4



# TYPICAL DRIP SYSTEM LAYOUTS



HANDY ELEVATION SCALE. CAN ALSO BE USED FOR WELL DEPTH.



## SURFACE WATER CHLORINATION

For best results; if using surface water, you should chlorinate your system every two weeks. Inject approximately ½ Gal. chlorine bleach per acre. Run system about 20 minutes then let set for ½ day before irrigating again.

## HAVING TROUBLE GETTING THE HOSE OVER FITTINGS?

### TRY THIS...

1. Make two slits approximately 1" apart and 1" long, on each side of the hose end.
2. Lubricate the inside of the hose and the outside of the fitting and set it upright on ground.
3. Using two grips; clamp on the "flaps" and wobble the hose back and forth over the fitting as shown at right.





**Rain-Flo Irrigation**  
 Mfg. of Vegetable Machinery  
**Sales of Drip Irrigation & Plastic Mulch**  
 Wholesale • (717) 445-3000 • Retail  
 929 Reading Rd, East Earl, Pa 17519  
 Fax: (717) 445-8304  
 sales@rainfloirrigation.com

<b>ORDER FORM</b>
-------------------

Date \_\_\_\_\_

**Mailing Information;**

PO # (If Applicable) \_\_\_\_\_

Name \_\_\_\_\_

Address \_\_\_\_\_

City, State, Zip-Code \_\_\_\_\_

( ) - \_\_\_\_\_  
Cell Phone Number

\_\_\_\_\_  
Email Address

**Shipping Information;**

Same as Billing

Name \_\_\_\_\_

Address \_\_\_\_\_

City, State, Zip-Code \_\_\_\_\_

( ) - \_\_\_\_\_  
Phone Number

( ) - \_\_\_\_\_  
Fax Number

Credit/Debit Card Number \_\_\_\_\_

Exp. / CVC \_\_\_\_\_  
(Last 3 digits on back side)

Pickup

Ship via Cheapest/Best Carrier

<b>Quantity</b>	<b>Item Number</b>	<b>Description</b>	<b>Price</b>	<b>Total</b>

**Grand Total \$** \_\_\_\_\_ .

# 4810 SUBSURFACE DRIP APPLICATOR



## STANDARD FEATURES

- Heavy Duty SDI Applicator with Category II 3-Point Hitch
- Depth Adjustable From Surface to 10 Inches
- 4"x4"x1/4" Tool Bar for 40"- 68" Row Centers
- 2" ID Stainless Steel Down Tube for 5/8" to 1-1/8" Tape
- 45° Spool Holder For Fast & Easy Loading
- Roller Guides to Prevent Tape Twist
- Replaceable Shank Tooth
- Drip Attachment Has Adjustable on Demand Brake
- Shear Bolt for Rocky Soil
- **Optional Rear Closure Disk**

# 3803 SURFACE DRIP APPLICATOR



## STANDARD FEATURES

- Heavy Duty SDI Applicator with Category II 3-Point Hitch
- Depth Adjustable from Surface to 3 Inches
- Adjustable Row Centers; 40" - 68"
- 45° Spool Holder For Fast & Easy Loading
- Shear Bolt for Rocky Soil
- Roller Guides to Prevent Tape Twist
- Drip Attachment has Adjustable on Demand Brake
- Abrasive Resistant Opener for Long Life
- **Optional Rear Closure Disk**

RAIN-FLO IRRIGATION, LLC  
929 READING RD  
EAST EARL, PA 17519  
Ph: 717-445-3000 Fax: 717-445-8304

**CHANGE SERVICE REQUESTED**



# DIESEL PUMP UNITS



**Kubota**