

# RAIN-FLO MIXAMATIC FERTILIZER INJECTOR

THIS FERTILIZER INJECTOR WORKS AUTOMATICALLY FROM MAIN LINE PRESSURE, VERY LOW PRESSURE LOSS; 1 TO 3 PSI.

HERE IS HOW IT WORKS; By closing gate valve partly on main line, it causes a pressure differential. The 1/4" tube on the high pressure side of the valve leads through a flow meter and into the top of the fertilizer tank. With fertilizer being heavier than water, it's forced out the bottom of the tank and into the field side of the valve. Flow rates are adjusted by regulating the valve and reading the flow meter. Extra long flow tubes with valves allows for emptying water from tank before refilling.

An inexpensive injector that works very well. **INCLUDES;** Tank, flow meter, back flow check valve, pressure gauge, and skid. Assembled; ready to go. Can be shipped UPS.



FLOW	SIZE	PART #	INJECTION RATES	PRICE
5 to 50 GPM.....	1 1/2" .....	<b>RF-150</b> .....	3 to 20 GPH.....	\$ 260.00
5 to 100 GPM.....	2" .....	<b>RF-200</b> .....	3 to 20 GPH.....	\$ 295.00

**Note: Max of 35 PSI**

Replacement 0-40 GPM flow meter on Page 25

# MAZZEI FERTILIZER INJECTOR

**NOTE:** Greenhouse growers use Dosatron injectors.

**NOTE!!**  
FLOW MUST EXCEED  
MINIMUM MAZZEI FLOW  
RATE!!

The Mazzei injectors are simple to operate, work on water power; no moving parts, inexpensive and reliable. However, they require a drop in pressure and flow of 20%. In many cases this is not a problem and for those situations they are a fine piece of equipment.

MODEL/ SIZE	Part #	INLET	OUTLET	FLOW RATE	MAX INJECT. RATE	MAX OPER. PSI	PRICE
3/4"	<b>M384</b>	FPT	MPT	2-8 GPM	10 GPH	140 PSI	\$ 175.00
1"	<b>M484</b>	FPT	MPT	3-12 GPM	18 GPH	140 PSI	\$ 190.00
1 1/2"	<b>M584</b>	FPT	MPT	9-50 GPM	30 GPH	140 PSI	\$ 215.00
2"	<b>M584-2</b>	FPT	MPT	9-80 GPM	30 GPH	140 PSI	\$ 240.00
2"	<b>M1078-2</b>	FPT	MPT	16-80 GPM	75 GPH	140 PSI	\$ 320.00
3"	<b>M1078-3</b>	FPT	MPT	16-180 GPM	75 GPH	140 PSI	\$ 450.00
4"	<b>M1583</b>	MPT	MPT	34-350 GPM	180 GPH	140 PSI	\$ 645.00

Mazzei's are recommended for consistent flow rates only. **NOTE:** Must exceed min. flow rate.



## MAZZEI REPAIR KITS

1422.....	Model 384 - 684 .....	\$ 9.00
1423.....	Model 1078 .....	\$ 12.75
1424.....	Model 1583 .....	\$ 16.00




## MAZZEI INLET CAP

1414.....	Model 384 - 584 .....	\$ 4.25
1416.....	Model 1078-1583 .....	\$ 6.50

## CLAMP

0201408-4 ...	1/4" Squeeze Clamp .....	\$ 0.18
---------------	--------------------------	---------

## MAZZEI REPAIR PARTS

	<b>SV25</b> .....Slider Valve.....	\$ 4.20
*Used on 3/4", 1" & 1 1/2" Mazzei*		
	<b>S437</b> .....Strainer.....	\$ 4.50
	1/4" Adp. <b>32005</b> .....	\$ 1.05
*Used on 3/4", 1" & 1 1/2" Mazzei*		
	<b>S438</b> .....Strainer.....	\$ 6.00
	1/2" Adp. <b>1436-005</b> .....	\$ 0.71
*Used on 2", 3" & 4" Mazzei*		

\*Replacement flow meters on Page 25

\*Replacement hoses on Page 14

# HYDROFEED INJECTOR

\* For small gardens

\* Easy adjustment for fast fertilization or slow constant feeding.

\* Accurate feeding at all flow levels and operating pressures.

\* **Not For Use In Constant Pressure Applications**

## EZ-FLO REPLACEMENT PARTS

3060.....	Garden Hose Adapter .....	\$ 14.00
K-INSK-HB.....	Tubing Kit & Hose Adapter .....	\$ 22.00

PART #	SIZE	MAX PSI	PRICE
4710.....	1 Gal.....	60 .....	\$ 95.00
4720.....	2 Gal.....	60 .....	\$ 115.00



# DOSATRON FERTILIZER INJECTOR

**JUST TURN ON THE WATER, DOSATRON TAKES CARE OF IT ALL!**

NON-ELECTRIC PROPORTIONAL FERTILIZER INJECTORS

The results: an accurate and uniform feeding of fertilizers, fungicides, acids and more.

\*Portable \*Operates at low flow and low pressure \*Built in mixing chamber

Install injector  
AFTER filter



Cart w/ 6 Gallon Pail for  
Dosatron  
DOS CART...\$ 112.00

\*Fixed Injection Ratio

	11GPM	14GPM	14GPM	20GPM	40GPM	100GPM
Bypass	No	No	Yes	Yes	Yes	Yes
Max PSI	85	85	85	70	110	120
Min. PSI	4.3	4.3	4.3	7	2	2
Max GPM	11	14	14	20	40	100
Min. GPM	.05	.05	.05	.04	1	5
Max Temp.	104° F	104° F	104° F	104° F	120° F	120° F
Max Injection	N/A	15 GPH	15GPH	29 GPH	48 GPH	120 GPH
Min. Injection	1:100*	1:500	1:500	1:500	1:500	1:500
	<b>DOS11NB</b>	<b>DOS14NB</b>	<b>DOS14</b>	<b>DOS20</b>	<b>DOS40</b>	<b>DOS100</b>
	\$348.00	\$442.00	\$508.00	\$585.00	\$965.00	\$2,890.00



**DOS14**

## MINI MAINTENANCE SEAL KITS

PART #	SK14	SK20	SK40	SK100
PRICE	\$37.00	\$42.00	\$63.00	\$85.00

# ELECTRIC FERTILIZER INJECTORS

PART #	DESCRIPTION	PRICE
<b>02630</b> .....	Simplex Fertilizer Injector; 10 - 100 GPH.....	\$ 2,855.00
<b>02633</b> .....	Duplex Fertilizer Injector; 20 - 200 GPH.....	\$ 3,680.00
<b>C2F242</b> .....	Chem-Pro C2 Injector; 0.2 - 16.5 GPH.....	\$ 1,675.00
<b>C3V242</b> .....	Chem-Pro C3, 4-20 mA Input; 0.5 - 42 GPH.....	\$ 2,250.00
<b>RF-12V</b> .....	12V DC Fertilizer Injector; 0 - 80 GPH; Max 45 PSI.....	\$ 790.00
<b>RF-12VH</b> .....	12V DC Fertilizer Injector; 0 - 100 GPH; Max 85 PSI.....	\$ 850.00

John-Blue Honda  
Powered Fertilizer  
Injector Pump  
10-100 GPH



#02630 - Simplex Injector



Rain-Flo 12V DC  
0 - 80 GPH  
#RF-12V

Chem-Pro 110 Volt  
0.5 - 42 GPH  
#C3V242



# FERTILIZER INJECTOR

This injector is powered by either a Honda GX160 or Briggs & Stratton engine. It's designed for use with water soluble fertilizer; the yellow tank acts as a mixing chamber for the fertilizer before it's injected into the mainline.

PART #	DESCRIPTION	MAX PSI	PRICE
<b>SM354</b> .....	Briggs & Stratton Engine.....	45.....	\$ 2,375.00
<b>SM355</b> .....	Honda Engine.....	115.....	\$ 3,100.00

